



Šifra učenca:

Državni izpitni center



N 0 7 1 2 4 1 3 1

REDNI ROK



Ponedeljek, 7. maja 2007 / 60 minut

Dovoljeno gradivo in pripomočki: učenec prinese s seboj modro/črno nalivno pero ali moder/črn kemični svinčnik. Učenec dobi en obrazec za točkovanje.

NACIONALNO PREVERJANJE ZNANJA

ob koncu 3. obdobja

NAVODILA UČENCU

Natančno preberi uvodna navodila.

Prilepi kodo oziroma vpiši svojo šifro v okvirček desno zgoraj na tej strani in na obrazec za točkovanje.

Pazljivo preberi navodila posamezne naloge. Najprej boš poslušal govorjeni besedili in hkrati reševal nalogi v preizkusu.

Nato boš rešil še preostale naloge v preizkusu.

Piši čitljivo in s pisanimi črkami. Če se zmotiš, napačni odgovor prečrtaj in ga napiši na novo.

Ne uporabljaj korekturnih sredstev. Nečitljivi zapisi in nejasni popravki se ovrednotijo z nič (0) točkami.

Če se ti zdi naloga pretežka, se ne zadržuj predolgo pri njej, ampak začni reševati naslednjo.

K nerešeni nalogi se vrni kasneje. Na koncu svoje odgovore še enkrat preveri.

Zaupaj vase in v svoje zmožnosti.

Želimo ti veliko uspeha.

Preizkus ima 12 strani, od tega 1 prazno.

I. DEL: SLUŠNO RAZUMEVANJE

NALOGA A

Slišali boste zgodbo o nenavadnem hišnem ljubljencu. S podatki, ki jih boste slišali, dopolnite njegovo osebno izkaznico. Glejte primer 0, ki je že rešen.

Besedilo boste slišali dvakrat. Sedaj imate čas, da si nalogo ogledate.

Sedaj poslušajte in rešite nalogo.

AN UNUSUAL PET

IDENTITY CARD



0	Pet	<i>A squirrel</i>
1	Age	
2	Name	
3	Food	
4	Lives on	
5	Plays with	

NALOGA B

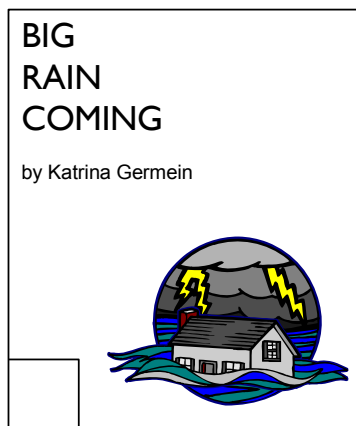
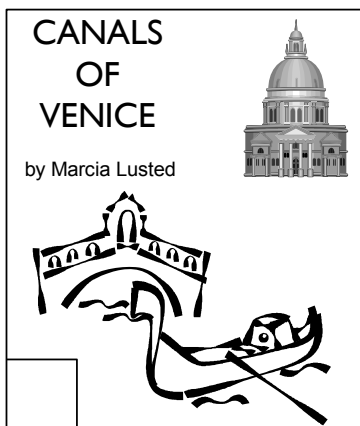
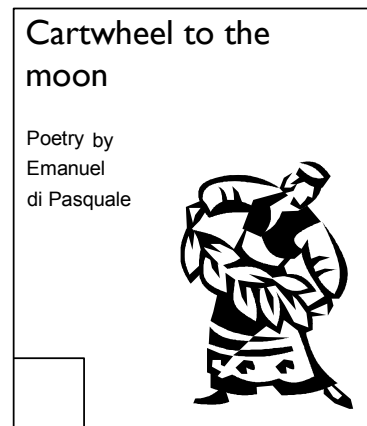
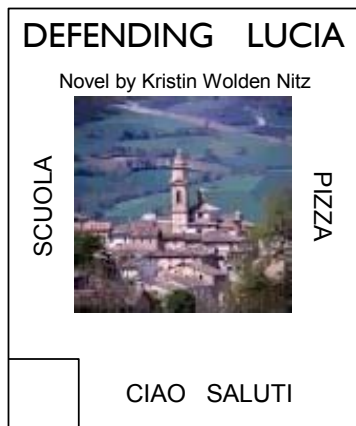

Dobro poslušajte besedilo, ki govori o vsebini knjig. Povežite predstavitev knjig z naslovniciami. Oglejte si primer 0, ki je že rešen. Dve naslovnici sta odveč.

Besedilo boste slišali dvakrat. Sedaj imate čas, da si naslovnice ogledate.

Sedaj poslušajte in rešite nalogo.



BOOKS



II. DEL: BRALNO RAZUMEVANJE

NALOGA A

Odgovori na vprašanja. Odgovore zapiši na kratko – od ENE do največ ŠTIRI besede. Glej primer 0, ki je že rešen.

KNOCKING ON WOODY'S DOOR



Bob Dylan, the icon of the '60s, author of some of the most popular songs of his generation, was born Robert Allen Zimmermann in 1941, and grew up in Hibbing, Minnesota. As a teenager Bob listened to radio stations that played country music and the blues. "I used to stay up late at night, and listen to those songs," he said.

Bob started playing instruments himself. Before moving on to the acoustic guitar, he learnt to play the piano. He practised constantly and talked about music all the time.

At the age of 19, he came up with a new name. At that time Bob was reading a book by the Welsh poet, Dylan Thomas, who made a deep impression on him. When he told his girlfriend that he had chosen a new name – Dylan, she did not understand at first and asked him: "You mean D-i-l-l-o-n, like Matt Dillon, the actor?" "No, no, like this D-y-l-a-n, the poet."

From 1959 to 1960 Dylan studied at the University of Minnesota, where he discovered many American folk and blues artists. Among them was Woody Guthrie, whose songs are among the truest in American folk music. Guthrie became Bob's favourite musician. One day a friend gave Bob a copy of Woody Guthrie's memoirs, an account of the Oklahoma-born musician's early life.

Guthrie's autobiography *Bound for Glory* influenced Bob so much that he completely changed his lifestyle. He left college and began hitch-hiking east. Guthrie became his hero and Guthrie's music the model for his own songs. He sang like Woody Guthrie, wrote songs in the same style, and there was much in *Bound for Glory* that Dylan took for his own.

Bob's greatest wish was to meet Woody. He went to Queens where the Guthrie family lived and simply knocked on the door. "I'm looking for Woody Guthrie," he said when Woody's son, Arlo, opened the door. Arlo invited Bob in. This was the beginning of a long friendship.

Making friends with Guthrie encouraged Dylan and he developed quickly as an artist. In 1961, he got a recording contract with Columbia Records and a flattering review about his music appeared in *The New York Times*. The next year, Dylan's first album came out and he wrote one of the songs that put him on the road of fame, '*Blowin' in the Wind*'. With this song Bob entered the golden part of his career.

(Adapted from The Reader's Digest, December 2001)

0 What was Bob Dylan's real name?

Robert Allen Zimmermann.

1 When did Bob listen to music from radio stations?

2 Which poet inspired Bob to change his surname?

3 What kind of music did Woody Guthrie write?

4 In which state of the USA was Woody Guthrie born?

5 Which book influenced Bob Dylan's way of life?

6 Who let Bob in when he came to Guthrie's house?

7 In which newspaper was the article about Dylan's music published?

8 In which year did the song 'Blowin' in the Wind' appear?



NALOGA B

Preberi vprašanja bralcev in ugotovi, v katerem nasvetu najdeš odgovor na posamezno vprašanje. Vpiši črko ustreznega odstavka v okvirček poleg vprašanja. Dve vprašanji nimata odgovora. Označi ju z znakom X. Glej primer 0, ki je že rešen.

ADVICE**A**

Start with some changes. Get a new look for your room. Think about things that can be done quite cheaply. You could paint your bedroom or decorate it with pictures from magazines. Once you feel happier with your room, the rest of your new place will start to feel more homely, too.

B

Think about how you'll react the next time they say something. Roll your eyes to show you are bored, or yawn. Pretend you don't care. It's more likely they will get tired of calling you names if you do this. Telling a teacher can also put a stop to your problems.

C

When people are nervous about something they often feel the worst is going to happen. You should concentrate on studying rather than worrying about the outcome. Find out the kind of questions you will be asked and then practice answering them. Your parents will be pleased just to see how hard you are trying to prepare.

~~**D**~~

Give her fewer opportunities to behave like that. Stay out of her way as much as possible. Keep clear of arguments over silly things such as what to watch on TV. She will notice the change and she'll think a bit harder about the way she is treating you and things will change slowly.

E

Show how responsible and grown-up you can be. When you go to a supermarket, help your parents out by packing. In the street, show them you know about road safety. At home, avoid silly rows. Your parents may not change their mind immediately, but this will help to make trips out on your own happen sooner rather than later.

F

You need to let your friends solve their problems themselves. When they come to you, let them know that you can't sort out their arguments. They should realize that they must settle their differences quickly and with less fuss than before. Your friends must deal with their own problems.



PROBLEMS & QUESTIONS

0	My sister always picks on me. I don't like it because she's rude, even if I say sorry. What can I do to stop it?	D
1	My parents always freak out when they see me talking to a boy. What can I do?	
2	My parents want me to take a test to get into grammar school. I'm not sure if I can pass it and I don't want to disappoint them. What should I do?	
3	I have two friends who keep fighting. I don't want to take sides, but they want me to. What now?	
4	My family have just moved house, but I still miss our old one. How can I get used to it? Can you give me some advice?	
5	I really like this guy. I've asked him out often, but he seems angry because of it and now he won't talk to me. What can I do?	
6	My friend can go to the shops on her own but I can't. My mum doesn't realise how bad it makes me feel. Can you help me?	
7	At school I get bullied because people say I'm fat. It makes me not want to go to school. What should I do?	

III. DEL: RABA JEZIKA

NALOGA A

Dopolni besedilo z manjkajočimi besedami ali z ustrežno obliko glagola v oklepaju. V vsako praznino vpiši le ENO besedo. Glej primer 0, ki je že rešen.

WHO WAS TUTANKHAMUN?

In 1922 Carter, an expert archaeologist, discovered Tutankhamun's tomb. The Egyptians believed in life after death. The pharaoh's tomb (0) had (have) several rooms in it, like a house. Familiar objects were placed in the Tutankhamun's tomb and the walls were painted and decorated with scenes showing (1) _____ life.

However, archaeologists still don't know much about Tutankhamun's life. They only know that he (2) _____ (become) pharaoh around 1334 BC at the age of nine. He (3) _____ (marry) but had no children. He died when he was 18 or 19.

Historians who examined the mummy don't know whether he was murdered or whether he died (4) _____ an accident. The mummy is in the coffin. The pharaoh's face is covered by a gold mask decorated with precious stones. There are also pots (5) _____ tools next to the mummy.

In 2002, a Museum of Tutankhamun's treasures was opened in Egypt. It has been visited by people from all over the world.



NALOGA B

Dopolni besedilo z besedami v okvirčku. V vsako praznino vpiši le ENO besedo. Tri besede so odveč. Glej primer 0, ki je že rešen.

air	area	blood	careful	careless
carry	great	make	shirt	

GET YOUR COSTUME IDEA – HOW TO BECOME COUNT DRACULA



A black or red coat would be (0) great if you can get one at a Halloween supply store. They are sold in both plastic and cloth, but plastic is cheaper. If you don't have a coat, you can (1) _____ one from a black trash bag. Wear black (or dark) trousers, a white (2) _____ and a dark coloured jacket are optional. You will need some black, red and white make-up. Colour your face white and darken the (3) _____ around your eyes with black make-up. You could also have a trickle of red make-up coming from your mouth to look like (4) _____ and add two red marks on your neck to give the appearance of a vampire bite. If you like, carry around a rubber bat or paper bat on your shoulder or in your hand. You will need a set of plastic vampire teeth. Be (5) _____ when holding the plastic teeth in your mouth because you can hurt yourself! Happy Halloween!

	5
--	---



IV. DEL: PISNO SPORAZUMEVANJE

Napiši prispevek o športu za oglasno desko v učilnici angleščine.

- Napiši, kateri je tvoj najljubši šport, zakaj in kaj potrebuješ za ta šport.
- Pojasni pomen športa za zdravje.
- Opiši zadnji šolski športni dan.



Besedilo naj bo dolgo od 80 do 100 besed. Ovrednoteni bodo vsebina, besedišče, slovnica in zgradba besedila.

Besedilo je že nakazano. Nadaljuj.

Ta prostor lahko uporabiš za
osnutek,
ki se ne vrednoti.

PRAZNA STRAN