



Državni izpitni center



N 1 7 1 2 4 1 2 2

6.
razred



Sreda, 10. maj 2017

NAVODILA ZA VREDNOTENJE

NACIONALNO PREVERJANJE ZNANJA
v 6. razredu

POPRAVLJENA MODERIRANA RAZLIČICA

UVODNA NAVODILA ZA VREDNOTENJE







Upoštevamo samo odgovore v angleškem jeziku.

Če je učenec pravičen odgovor označil drugače kot predvideno, a jasno (npr. križec namesto kljukice), ga upoštevamo.

Če je učenec v prostoru za odgovor napisal ali označil več odgovorov (npr. več črk ali več kljukic v polja razpredelnice), odgovora ne upoštevamo.

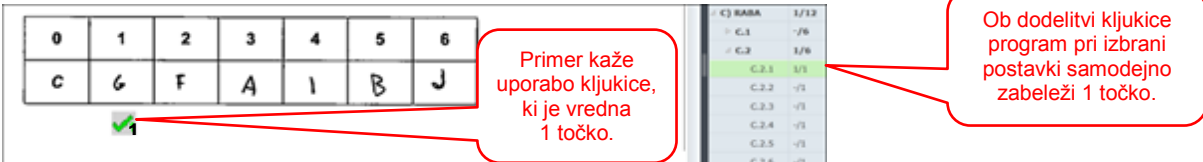
Popravni znaki

Odgovore učencev ovrednotimo s pomočjo popravnih znakov, ki nosijo točno določeno točkovno vrednost. Ob dodelitvi popravnega znaka program za elektronsko vrednotenje samodejno zabeleži ustrezno število točk.

Popravni znak	Pomen	Vrednost	Opozorilo
	pravilno	1 točka	
	pravilno	2 točki	Samo pri pisnem sporočanju
	pravilno	3 točke	Samo pri pisnem sporočanju
	pravilno	4 točke	Samo pri pisnem sporočanju
	napačno (tudi neustrezno, navedenih/označenih več odgovorov)	0 točk	
	nejasno, nečitljivo	0 točk	

✓ pravičen odgovor z ustreznim številom točk

Vsakemu pravilnemu odgovoru dodelimo eno kljukico z ustreznim številom točk.



Primer kaže uporabo kljukice, ki je vredna 1 točko.

Ob dodelitvi kljukice program pri izbrani postavki samodejno zabeleži 1 točko.

Pozor: pri nalogah, kjer je vidnih več postavk hkrati, dodelimo popravni znak pri vsaki postavki posebej. Po postavkah se premikamo na desni strani zaslona, kjer je okno za prikaz točk (glej sliko zgoraj).

X nepravilen odgovor

Vsakemu nepravilnemu odgovoru dodelimo znak X. Ta znak se uporablja tudi za 0 točk pri pisnem sporočanju.

B) BRALNO	0/13
B.1.1	0/1
B.1.2	-/1
B.1.3	-/1
B.1.4	-/1
B.1.5	-/1
B.1.6	-/1
B.1.7	-/1

Primer kaže uporabo križca, ki je vreden 0 točk.

Ob dodelitvi križca program pri izbrani postavki samodejno zabeleži 0 točk.

? neberljiv/nerazločen/nejasen zapis odgovora

Vsakemu neberljivemu odgovoru dodelimo znak ?.

Ni odgovora

Če odgovora ni, kliknemo gumb "Ni odgovora" v oknu za prikaz točk. Popravna znaka v tem primeru ne dodelimo.

Do you enjoy (0) reading (read)? How about your friends, do they enjoy a good book too? If the answer is yes, you can either join a book group (1) starting one start one.

The idea (2) were (be) popular in many parts of the world already in the 1980s. And it's still popular today. People get together and decide which book they really want to read. First each person (3) studying (study) the book and later the group comes together at a second meeting to discuss the book in detail. In Britain book groups are very popular.

A book group consists of at least two people. They read the same books and talk about (4) _____ later. There are also classes and experts who ask their students to read a book, prepare a review and then present their views (5) _____ front of their classmates. However, the (6) best (good) book groups are those where some four to twelve friends get together to combine reading with a social event.

Naloga	Točke
A) SLUSNO	7/12
B) BRALNO	-/13
C) RABA	0/12
C.1	0/6
C.1.1	0/1
C.1.2	0/1
C.1.3	0/1
C.1.4	N/1
C.1.5	-/1
C.1.6	-/1
C.2	-/6
D) PISNO	-/13
C.1 (C.1.4)	N / 1

Primer uporabe gumba "Ni odgovora".

Ob kliku na gumb "Ni odgovora" program pri izbrani postavki samodejno zabeleži "N".

Vrednotenje pisnega sporočanja

Pri pisnem sporočanju ob razpredelnico pod pisnim sestavkom dodelimo ustrezno popravno znamenje za vsak kriterij. Če učenec pri posameznem kriteriju ni dosegel vseh možnih točk, je potrebno dodati komentar s kratko utemeljitvijo. Pripomoček za dodajanje komentarjev najdemo v orodni vrstici.

= znak za komentar

Vsebina:	4 točke	✓4
Besedilne:	4 točke	✓5
Slovnica:	3 točke	✓2
Zgradba besedila:	2 točki	✓2

Primer dodajanja komentarjev.

Ob izbiri kriterija najprej dodelimo popravni znak z ustreznim številom točk.

Če učenec pri izbranim kriteriju ni dosegel vseh možnih točk, dodamo še komentar.

Pri vrednotenju je lahko v pomoč tudi pripomoček za barvno označevanje. Učenec pri vpogledu vidi vse popravne znake, komentarje in druge oznake.

= pripomoček za barvno označevanje

A) SLUŠNO RAZUMEVANJE

1. naloga

HAPPY HAWAII

Tina: Boring, boring, boring... Jim, it's only ten in the morning and I feel this Saturday will never end. We can't go out, because it's raining heavily and I don't feel like studying or doing homework. It's Saturday, after all. Jim, I'm talking to you. What are you into?

Jim: Mhmmm... I'm reading an article about Hawaii in National Geographic for Kids. It's interesting...

Tina: Oh, I'd love to go there just now. I bet it's not raining there.

Jim: You're right. It isn't. It's always warm there. Can you imagine they don't even have the word for weather, because the weather is the same all year round.

Tina: Lucky them. They don't need umbrellas, because there's no rain, they don't need snow boots because there is no snow and I guess they don't even know what fog is?

Jim: Oh, but they do. They call it 'V-O-G' – vog not fog. It is the same as fog but it's from gases that come from the volcanoes. It's the kind of weather they have in the mountains.

Tina: How interesting.

Jim: Listen to this. Hawaii has 132 islands. Do you know what the other name for Hawaii is?

Tina: No...

Jim: The Aloha State. Hawaiian people don't say 'Hello', they say 'Aloha'. This means 'goodbye', 'love' and 'welcome' too!

Tina: Cute, isn't it. I remember from a film that when you come to the island they say aloha and they give you a necklace made of flowers or shells around your neck as a welcome gift. And I know that boys wear famous Hawaiian shirts.

Jim: ... and girls wear Hula skirts.

Tina: It's too warm to wear anything there. I wonder if they are active in any way?

Jim: It says here that Hawaiians like sport. Hawaii is the home of surfing – the waves are good all year. Almost all Hawaiians can do it. But what's more – people like to 'lava surf' down volcanoes.

Tina: On lava!!! But lava is hot!

Jim: Don't worry, lava surfers don't surf when the lava is hot. This sport is really something extraordinary!

Tina: All this talking and reading has made me hungry.

Jim: If you like fruit and fish, Hawaii is the place for you. Don't be surprised if you see shark on the menu. Forty types of shark swim near the islands so it's not difficult to catch them. You can also watch the whales swimming near the coast, but as there are not so many you need to wait for a long time to spot these big sea animals.

Tina: Oh, my God. I wish I was there, lying on the beach, just throwing pebbles into the sea and doing nothing.

Jim: Well, you're doing nothing at the moment. You don't need Hawaii for that...

(Prirejeno po: *Click 3*, 2002.)

Pravopisne napake se ne upoštevajo (npr. fogy, tree).

Vpr.	Točke	Odgovor	Dodatna navodila
1	1	♦ same	
2	1	♦ foggy	
3	1	Eden od: ♦ three (3) ♦ different ♦ three (3) different	
4	1	♦ necklaces	
5	1	♦ lava	
6	1	♦ whales	
Skupaj	6		

2. naloga

LARRY THE LIZARD

Larry, the chameleon, lives at the corner of the pet store, next to the gumball machine and the pet toys. He lives in an aquarium filled with leaves and branches. His skin is green or brown and it changes colour so people can't see him.

Larry watches some children run by his aquarium towards the puppies. He sticks out his tongue and waves his tail, but they don't stop.

I'll never find a home if nobody notices me, he thinks. He looks at the gumball machine. Kids don't leave the store without getting a gumball. If I try hard, I can become red, blue, and yellow like the gumballs. The kids will see me then!

Larry closes his eyes and repeats, *I'm a gumball. I'm a gumball. I'm a gumball.*

He opens one eye and looks at his tail. It is blue! He closes his eyes again. *I'm a gumball. I'm a gumball. I'm a gumball.* He opens both eyes. Now his body is yellow and his head is red!

Two little girls enter the store. As they pass Larry's cage, one of the girls says "Whoa! Look at that crazy lizard! He's the colour of the gumballs in the gumball machine!"

"I don't like lizards," says the other girl and the two of them go to pet the kittens.

Larry is a little sad. But he doesn't give up.

A boy and his mother enter the store. Larry makes his nose red and his tail blue. The boy sees him.

"Look, Mom, what a strange lizard!"

"Don't even think about it," says mom. "We're here to get your sister a guinea pig – and that's all."

Larry concentrates again. *I'm a gumball. I'm a gumball. I'm a gumball.*

A girl and her father come into the shop.

"We're looking for a chameleon," the man says to Mr. Snorkley, the shop owner.

"Well, we do have one," says Mr. Snorkley, "but I'm afraid he's sick. He's turning all kinds of strange colours! I've never seen a chameleon turn red, blue and yellow before."

Oh, no! Larry thinks. *I'm not sick. I'm Larry. I'm Larry. I'm Larry.*

Just as the girl comes to his aquarium, Larry's blue tail, yellow body, and red head change back into the colours of the green leaves and brown branches.

The girl looks at Larry and smiles. "He looks fine to me. Please, Daddy, can we get him?"

"Of course," dad says. "He's perfect, Lorraine."

Larry and Lorraine, Larry thinks happily. I like it!

(Prirejeno po: *Jack and Jill*, julij/avgust 2012, str. 30–31.)

Vpr.	Točke	Odgovor	Dodatna navodila
1	1	♦ B	
2	1	♦ C	
3	1	♦ C	
4	1	♦ A	
5	1	♦ A	
6	1	♦ C	
Skupaj	6		

B) BRALNO RAZUMEVANJE**1. naloga: RECIPE FOR A HAPPY DAY**

Odgovor JE pravilen, če je zapisan s pravopisnimi in slovničnimi napakami, ki ne vplivajo na razumevanje.

Odgovor NI pravilen, če vsebuje dodatno informacijo, po kateri ne sprašujemo.

Vpr.	Točke	Odgovor	Dodatna navodila
1	1	♦ Angry/bad/sad/mad/not happy/irritated/annoyed	<u>Ne sprejmemo:</u> She shuts the door. Has problems.
2	1	Eden od: ♦ Green (colour). ♦ Green suit/clothes. ♦ They are green. ♦ He wears/has green clothes.	<u>Ne sprejmemo:</u> Green suit and a funny pointed cap. Little green.
3	1	♦ (In/from) Wonderland.	<u>Ne sprejmemo:</u> Outside.
4	1	♦ (The) (ugly) Witch.	<u>Ne sprejmemo:</u> She. Marjorie.
5	1	♦ 15 minute(s)/15m/15 min(s) (walk).	<u>Ne sprejmemo:</u> A long/short time.
6	1	Eden od: ♦ (He/it) disappears (and returns home). ♦ Returns/goes home. ♦ Back home. ♦ (He) goes to the Wonderland.	<u>Ne sprejmemo:</u> Disappears and returns. She turns around, disappears and returns back home.
Skupaj	6		

2. naloga: ROBOTS

Če je učenec označeval odgovore drugače kot s kljukico in so pravilni odgovori jasno razvidni, jih vrednotimo kot pravilne.

Če je učenec poleg pravilnega odgovora označil še enega ali več nepravilnih, se odgovor vrednoti kot napačen.

Vpr.	Točke	Odgovor	Dodatna navodila				
			AIBO	ASIMO	MARSBOT	WAITBOT	
1	1				✓		
2	1			✓			
3	1					✓	
4	1		✓				
5	1				✓		
6	1						✓
Skupaj	6						

C) BESEDIŠČE**1. naloga: PIGEONS**

Vpr.	Točke	Odgovor	Dodatna navodila
1	1	♦ H	
2	1	♦ I	
3	1	♦ D	
4	1	♦ B	
5	1	♦ F	
Skupaj	5		

2. naloga: SNOWY PICNIC**Naloga A**

Vpr.	Točke	Odgovor	Dodatna navodila
1	1	♦ A	
2	1	♦ D	
3	1	♦ C	
4	1	♦ F	
Skupaj	4		

Naloga B

Odgovor NI pravilen, če je zapisan s pravopisnimi napakami.

Vpr.	Točke	Odgovor	Dodatna navodila
1	1	♦ gloves	
2	1	♦ hot	
3	1	♦ food	
4	1	Eden od: ♦ basket ♦ bucket	
5	1	Eden od: ♦ snowman ♦ snowguy	
Skupaj	5		

D) PISNO SPOROČANJE

Če je besedilo vsebinsko neustrezno, se sestavek v celoti ovrednoti z 0 točkami. Označimo z znakom X in dodamo komentar.

Če učenec pri posameznem kriteriju ni dosegel vseh možnih točk, je potrebno dodati KOMENTAR S KRATKO UTEMELJITVIJO.

Merila za vrednotenje naloge pisnega sporočanja

VSEBINA

Točke:	Opisniki
4	Vsebina je bogata. Besedilo popolnoma ustreza zahtevam naloge. Učenec je upošteval vse iztočnice in jih odlično razvil z več povedmi, nekatere so že tudi večstavčne.
3	Vsebina je primerna. Besedilo ustreza zahtevam naloge. Učenec je upošteval navodila in ustrezno razvil vse iztočnice. Besedilo je zapisano v povedih, v katerih ni zgolj naštevanja.
2	Vsebina je primerna, vendar pomanjkljiva. Besedilo ne ustreza zahtevam naloge v celoti. Učenec je razvil dve iztočnici, eno pa je omenil ali izpustil. Besedilo je zapisano v povedih, ki lahko vsebujejo tudi nekaj naštevanja.
1	Vsebina je pomanjkljiva in skromna. Besedilo le še delno ustreza zahtevam naloge. Učenec je razvil le eno iztočnico ali pa samo omenil dve oziroma tri iztočnice. Besedilo je zapisano v povedih, ki so mestoma lahko nerazumljive.
0	Besedilo ne ustreza zahtevam naloge. Učenec je omenil le eno iztočnico ali besedila za vrednotenje ni ali pa je večinoma nerazumljivo.
Opombe: <ul style="list-style-type: none"> ♦ Če učenec za vsebino dobi 1 točko, se besedišče in slovnica ovrednotita z največ 1 točko. ♦ Če učenec v besedilu skoraj izključno samo našteva besede, ovrednotimo samo besedišče z največ 1 točko. Za vsebino in slovnico prejme 0 točk. ♦ Če je besedilo pravopisno zapisano tako, da večino besedila ugibamo, je vsebinsko popolnoma neustrezno, mu dodelimo 0 točk v celoti. ♦ Če besedila ni, se sestavek vrednoti z »Ni odgovora«. 	

Primer ustrezno (ne pa odlično) razvite 1. iztočnice:

My dream land is very nice, near the sea and it has mountains. It hasn't got any trash and all is clean. In winter you have a lot of snow. In summer is hot and water is warm. In this land live people and they can speak languages.

Primer ustrezno (ne pa odlično) razvite 2. iztočnice:

In Slovenia we have mountains but there aren't any mountains. On the island there are houses on the water. In Slovenia hasn't got houses on the water. Slovenia beaches aren't as beautiful as Lavir's islands.

Primer ustrezno (ne pa odlično) razvite 3. iztočnice:

In my dreamland everybody wakes up at seven. Then they have breakfast. Then at 7.30 they go to work and school. They come home at 12.00 and have lunch and after lunch they relax. Then they have dinner and at eight o'clock they go to sleep.

BESEDIŠČE IN PRAVOPIS

Točke:	Opisniki
3	Besedišče je ustrezno, zelo raznoliko in pravilno rabljeno pri vseh treh iztočnicah. Pravopisne napake se pojavljajo le izjemoma.
2	Besedišče je ustrezno, raznoliko in večinoma pravilno rabljeno pri vsaj dveh razvitih iztočnicah. Besedilo lahko vsebuje manjše število pravopisnih napak sorazmerno z dolžino besedila.
1	Besedišče je osnovno in/ali ponavljajoče in/ali občasno nepravilno rabljeno ali skromno, vendar še ustrezno, tudi če vsebuje večje število pravopisnih napak sorazmerno z dolžino besedila. Slovenske besede se pojavijo izjemoma.
0	Besedišče je neustrezno ali preskromno za vrednotenje. Besedilo vsebuje veliko pravopisnih napak, ki lahko ovirajo razumevanje. V besedilu se lahko pojavi več slovenskih besed.
Opombe: <ul style="list-style-type: none"> ♦ Ponavljajočo napako upoštevamo samo enkrat. ♦ <i>Skromno besedišče</i>: manjka besedišče za izpuščeno ali nerazvito iztočnico. ♦ Napake pri rabi ločil in veliki začetnici se upoštevajo glede na njihovo pogostost. 	

SLOVNICA

Točke:	Opisniki
3	Besedilo vsebuje širok nabor različnih jezikovnih struktur pri vseh treh iztočnicah. Strukture so pravilno in ustrezno rabljene. Napake so izjemno redke.
2	Besedilo vsebuje širok nabor različnih jezikovnih struktur, ki so občasno nepravilne in/ali neustrezno rabljene.
1	Besedilo vsebuje le nekaj različnih jezikovnih struktur, ki so pravilno rabljene, in/ali pa vsebuje več različnih jezikovnih struktur, ki pa so pogosto nepravilne in/ali neustrezno rabljene in/ali ponavljajoče.
0	Besedilo vsebuje jezikovne strukture, ki so samo izjemoma pravilne in ustrezno rabljene ali pa je premalo besedila za vrednotenje.
Pričakovane jezikovne strukture: <i>Širok nabor: be, have/have got, there is/are, Present Simple, like + -ing, can, osebni zaimki, a/an, ednina/ množina, svojilni zaimki, predlogi za čas in kraj, veznike and, but, or, because, pravilni besedni red (npr. pridevnik pred samostalnikom, začetek povedi z osebnim zaimkom).</i>	
Opombe: <ul style="list-style-type: none"> ♦ Ponavljajoče se slovnične napake se pri vrednotenju upoštevajo samo enkrat. 	

Skupno število točk: 48