



Codice dell'alunno:

Državni izpitni center



N 0 9 1 2 4 1 2 1 1

SESSIONE ORDINARIA



Martedì, 12 maggio 2009 / 60 minuti

*All'alunno è consentito l'uso della penna stilografica o della penna a sfera di colore blu o nero.
All'alunno viene consegnata una scheda di valutazione.*

**VERIFICA DELLE COMPETENZE
alla fine del secondo triennio**

INDICAZIONI PER L'ALUNNO

Leggi attentamente queste istruzioni.

Incolla o scrivi il tuo numero di codice nello spazio apposito su questa pagina in alto e sulla scheda di valutazione.

Leggi attentamente le istruzioni di ciascuno degli esercizi della prova.

Nella prima parte ascolterai dei testi registrati e risolverai due esercizi.

Poi dovrai risolvere gli altri esercizi contenuti nella prova.

Scrivi in modo leggibile. Se sbagli, traccia una riga sulla risposta sbagliata e riscrivi la risposta.

Se hai risolto tutti gli esercizi e hai ancora tempo a disposizione, usalo per ricontrollare le tue risposte.

Buon lavoro.

La prova ha 20 pagine, di cui 8 pagine bianche.

PAGINA BIANCA

PAGINA BIANCA

PARTE I: PROVA D'ASCOLTO

ESERCIZIO A

Ascolterete ora un testo in cui si racconta di come Trixie, una ragazza di 11 anni, è riuscita a realizzare il suo sogno.

Completate le frasi facendo un cerchietto intorno alla lettera corrispondente all'illustrazione corretta. Seguite l'esempio 0.

Ascolterete il testo per due volte. Ora avete un po' di tempo per dare un'occhiata all'esercizio.

E ora ascoltate il testo e risolvete l'esercizio.

TRIXIE'S DREAM

0 Trixie's dream is to be a pupil of _____.

<p>A</p> 	<p>B</p> 	<p>C</p> 
---	--	---

1 A _____ arrives at Trixie's house this morning.

<p>A</p> 	<p>B</p> 	<p>C</p> 
--	--	--

2 Mr. Stamper always gives a _____ to Harpo.

<p>A</p> 	<p>B</p> 	<p>C</p> 
--	--	--


3 Trixie gets a _____ from the school.



4 Her _____ is ready to pay for Trixie's school.



5 Trixie needs a _____ at her new school.



6 Trixie plans to _____ the Academy.






ESERCIZIO B

Ascolterete ora sette dialoghi. Individuate l'illustrazione corrispondente a ciascuno di essi e scrivete la lettera nella tabella in fondo alla pagina. Attenzione: ci sono due illustrazioni di troppo. Seguite l'esempio 0.

Ascolterete i dialoghi per due volte. Ora avete un po' di tempo per dare un'occhiata all'esercizio.

E ora ascoltate i dialoghi e risolvete l'esercizio.

WHERE ARE THEY?



0	1	2	3	4	5	6
E						

PAGINA BIANCA

GIRA IL FOGLIO.

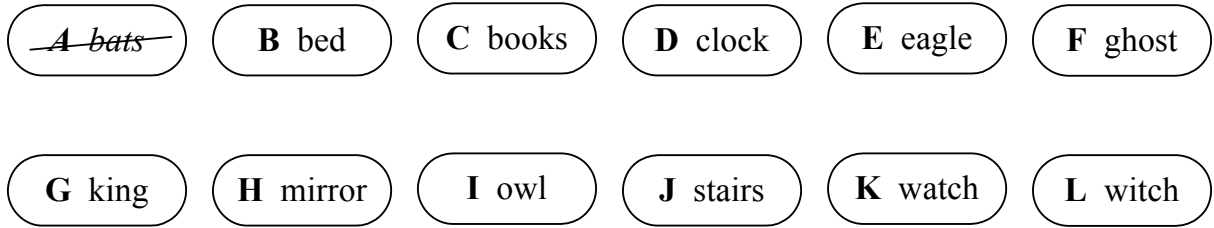
PARTE II: LESSICO

ESERCIZIO A

Nell'illustrazione vi sono nove particolari che sono stati evidenziati con dei numeri. Individua la parola corrispondente a ciascuno di essi e scrivine la lettera nella tabella che trovi alla pagina accanto. Attenzione: ci sono tre parole di troppo. Segui l'esempio 0.

THE CASTLE





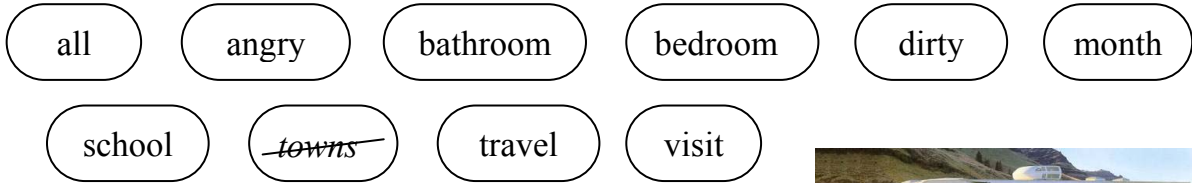
<i>0</i>	1	2	3	4	5	6	7	8
<i>A</i>								

	8
--	---

GIRA IL FOGLIO.

ESERCIZIO B

Leggi il testo e scrivi nei suoi spazi vuoti le parole mancanti, scegliendole tra quelle indicate nei riquadri sottostanti. Attenzione: ci sono tre parole di troppo. Segui l'esempio 0. COPIA LE PAROLE CORRETTAMENTE.



MODERN NOMADS



A recreational vehicle (RV)

People move around to different (0) towns, and even different countries, for a job or climate they like. They find a house and they stay there for at least a (1) _____ or a year. But some people like to move more often. We call them modern nomads.

The White family does it. They're a nomadic family. They live in a recreational vehicle (RV) and (2) _____ to a new place every few days. Inside, they have a living room, kitchen and (3) _____, where they can wash. The Whites have three children. They don't go to a traditional (4) _____, and their parents teach them at home or on the road. It's very exciting. One day you read a book in a public library or a bookstore and the next day you visit a zoo or a museum, or a state capital. You can even get your hands (5) _____ when you help a park ranger or a cook in a restaurant.

Do they have friends? Yes, they meet together with other modern nomads at campgrounds. Kids of (6) _____ ages play together there. Friendships happen fast, because a family can be on the road again the next day.

(Muse, Vol 11, No. 7, Sept 2007.)

PAGINA BIANCA

GIRA IL FOGLIO.

PARTE III: COMPRENSIONE DI TESTI SCRITTI

ESERCIZIO A

Leggi il brano seguente e indica con il segno (√) se le affermazioni contenute nella tabella sono vere, false o non presenti nel testo. Segui l'esempio 0.

AMAZING WALKING STICKS

Do you know something about spiders, ants, crickets, bugs and bees? I am sure you do. They are all great insects, true, but one group of this super family is really special. The walking sticks or stick insects are amazing. One time you can see them and another time you cannot! But they are right there, in front of your eyes!

There are 2,500 different kinds of walking sticks in the world. Their colour changes a lot. In spring they are green and in autumn they become brown. Their shape can also be different: some of them are like little sticks and some look like leaves.

Stick insects feed on leaves at night. During the day, they often just stand still, because they don't need any more food. Now and then, they move a bit and look like plants or leaves in the wind.

Walking sticks do not have many enemies. But when they cannot take the shape or colour of the plants near them immediately, then, their enemies can see them. Do not fear, some stick insects can fight back. In Asia, giant walking sticks scare their enemy with sharp 'thorns' on their back legs. Young stick insects often lose a leg during fights with their enemies. When they do, a new one grows but it is often very small.

Like most other insects, walking sticks do not care for their young. They just put their eggs on the ground. And do you know which insects help the eggs? Ants! They take the eggs to a protected place or to their nests. When baby walking sticks come out of the eggs, they simply walk up to the trees. In trees and bushes they do one thing which they are good at: they hide!

(<http://animals.nationalgeographic.com/>)



		VERO	FALSO	NON PRESENTE
0	<i>Walking sticks are in the same family as bugs.</i>	√		
1	Walking sticks can change colour.			
2	In the afternoon walking sticks eat leaves.			
3	Animals that eat walking sticks are big.			
4	Walking sticks can grow another leg if they lose one.			
5	Walking sticks are very good parents.			
6	Ants put walking sticks' eggs in a safe place.			

	6
--	---

GIRA IL FOGLIO.

ESERCIZIO B

Leggi il brano seguente e rispondi alle domande dando delle risposte brevi. Segui l'esempio 0.



MAX-IMUM TASTY

Not many books are the result of the children's first-grade reading homework, but the book *Cooking With Max* is. The author of the book is a boy, who was only 7 when the book was published.

Young Max Nania needs to practise his writing for school. So he decides to write down some recipes that he and his mother make up to go along with stories they read together. The result of practising writing is the recipe book. One of the recipes is the Bubbles and Fish recipe. "This was my first recipe ever," says Max. Great for walks or hiking, it combines Goldfish crackers, Cheerios, M&Ms, raisins and other tasty things. Another recipe from the book is called Salad on a Stick. This kind of food is absolutely delicious. You just use an Asian chopstick and pop on onion, broccoli and spinach leaves or any other vegetables that you like. You don't have to grab your fork to eat Salad on a Stick. You just lift up the chopstick and eat it.

For Max, cooking isn't the only fun thing in his life. He likes to exercise and go outside. When the weather is fine he goes to the nearby park, where he enjoys playing hopscotch with his friends.

Max says it's important for kids to stick to healthy eating as much as possible. Of course, recipes don't have to be all healthy. His favourite dessert, for example, combines sugar, cream and fresh strawberries. "It tastes like cheesecake," he says. "Every kind of cooking can mean making a mess," Max admits. But that's not a bad thing for Max. Max's favourite part is washing up in mum's kitchen. He does that right after trying out the new recipe with his mum. It's fun too because his mum is always ready to help Max.

(<http://www.thefreelibrary.com/>)



- 0 What's the title of Max's book? Cooking with Max.
- 1 Who helps Max to make up recipes? _____
- 2 What's the name of Max's first recipe? _____
- 3 How does Salad on a Stick taste? _____
- 4 Which game does Max like playing with his friends? _____
- 5 What fruit does Max use in his favourite dessert? _____
- 6 What does Max do after trying out a new recipe? _____

PARTE IV: COMUNICAZIONE SCRITTA

Scrivi un resoconto delle tue vacanze da pubblicare come contributo sulla pagina in inglese del giornalino scolastico. Nel tuo testo:

- descrivi la località in cui trascorrete le vacanze con la tua famiglia,
- descrivi come passate le giornate,
- indica quali cose non fai quando sei in vacanza.

HOORAY FOR HOLIDAYS

Every summer _____

Contenuto:		3
Lessico e ortografia:		2
Grammatica:		2

PUNTEGGIO COMPLESSIVO DELLA PROVA:

	45
--	----

PAGINA BIANCA

PAGINA BIANCA

PAGINA BIANCA

PAGINA BIANCA