



Šifra učenca:

A tanuló kódszáma:

**Državni izpitni center**



N 0 9 1 2 4 1 2 1 M

REDNI ROK  
RENDES MÉRÉS



**Torek, 12. maja 2009 / 60 minut**  
**2009. május 12., kedd / 60 perc**

Dovoljeno gradivo in pripomočki: učenec prinese s seboj modro/črno nalivno pero ali moder/črn kemični svinčnik. Učenec dobi en obrazec za točkovanje.

Engedélyezett segédeszközök: a tanuló által hozott kék vagy fekete töltőtoll vagy golyóstoll. A tanuló egy pontozólapot kap.

**NACIONALNO PREVERJANJE ZNANJA**  
**ORSZÁGOS TUDÁSFELMÉRÉS**  
**ob koncu 2. obdobja**  
**a 2. szakasz végén**

#### NAVODILA UČENCU

Natančno preberi ta navodila.

Prilepi kodo oziroma vpiši svojo šifro v okvirček desno zgoraj na tej strani in na obrazec za točkovanje.

Pazljivo preberi navodilo posamezne naloge in jo reši. Najprej boš poslušal govornji besedili in hkrati reševal nalogi.

Nato boš rešil še preostale naloge v preizkusu.

Piši čitljivo.

Če se zmotiš, napačni odgovor prečrtaj in pravilnega napiši na novo.

Na koncu svoje odgovore še enkrat preveri.

Želimo ti veliko uspeha.

#### ÚTMUTATÓ A TANULÓNAK

Figyelmesen olvasd el az útmutatót!

Kódszámodat ragaszd vagy írd be a jobb felső sarokban levő keretbe és a pontozólapra!

Figyelmesen olvasd el az egyes feladatok utasítását, majd oldd meg a feladatokat!

Először két beszélt szöveget hallgatsz meg, közben megoldod a feladatokat.

Azután megoldod a többi feladatot.

Olvashatóan írd!

Ha tévedtél, válaszodat húzd át, majd írd le a helyesét!

A végén még egyszer ellenőrizd a megoldásaidat!

Sok sikert kívánunk!

Preizkus ima 28 strani, od tega 5 praznih.  
A feladatlap terjedelme 28 oldal, ebből 5 üres.

PRAZNA STRAN  
*ÜRES OLDAL*

PRAZNA STRAN  
*ÜRES OLDAL*

OBRNI LIST  
*LAPOZZ!*

## I. DEL: SLUŠNO RAZUMEVANJE

### NALOGA A

Slišali boste zgodbo o tem, kako so se 11-letni deklici Trixie uresničile sanje. Dopolnite povedi tako, da obkrožite črko izbrane slike. Glejte primer 0, ki je že rešen.

Besedilo boste slišali dvakrat. Sedaj imate čas, da si nalogo ogledate.

Sedaj poslušajte in rešite nalogo.

### TRIXIE'S DREAM

0 Trixie's dream is to be a pupil of \_\_\_\_\_.

<p>A</p> 	<p><b>B</b></p> 	<p>C</p> 
---	--	---

1 A \_\_\_\_\_ arrives at Trixie's house this morning.

<p>A</p> 	<p>B</p> 	<p>C</p> 
--	--	--

2 Mr. Stamper always gives a \_\_\_\_\_ to Harpo.

<p>A</p> 	<p>B</p> 	<p>C</p> 
--	--	--


3 Trixie gets a \_\_\_\_\_ from the school.



4 Her \_\_\_\_\_ is ready to pay for Trixie's school.



5 Trixie needs a \_\_\_\_\_ at her new school.



6 Trixie plans to \_\_\_\_\_ the Academy.



## I. RÉSZ: HALLÁSÉRTÉS

### A FELADAT

Egy történetet fogtok hallani arról, hogyan valósultak meg a 11 éves Trixie nevű kislány álmai. Egészítsétek ki a mondatokat úgy, hogy karikázzátok be a kiválasztott kép betűjelét! A 0 jelzésű, megoldott példa szerint dolgozzatok!

A szöveget kétszer fogjátok meghallgatni. Most nézzétek meg, illetve olvassátok el a feladatot!

Hallgassátok meg a szöveget, és oldjátok meg a feladatot!

### TRIXIE'S DREAM

0 Trixie's dream is to be a pupil of \_\_\_\_\_.

<p>A</p> 	<p><b>B</b></p> 	<p>C</p> 
---	--	---

1 A \_\_\_\_\_ arrives at Trixie's house this morning.

<p>A</p> 	<p>B</p> 	<p>C</p> 
--	--	--

2 Mr. Stamper always gives a \_\_\_\_\_ to Harpo.

<p>A</p> 	<p>B</p> 	<p>C</p> 
--	--	--

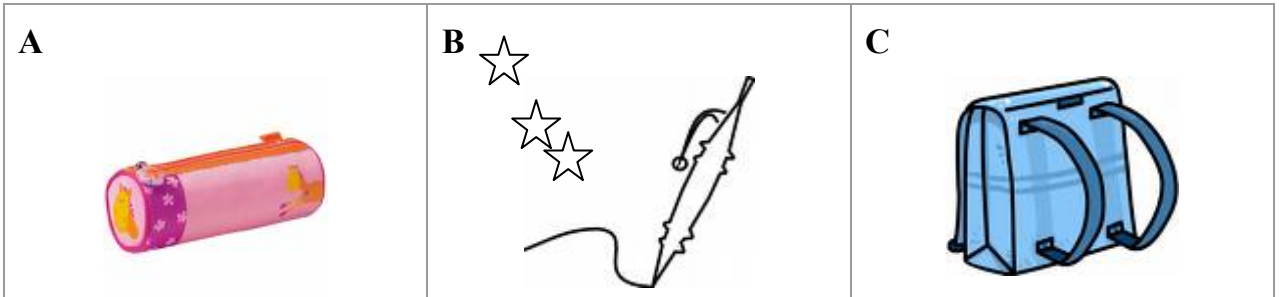
3 Trixie gets a \_\_\_\_\_ from the school.



4 Her \_\_\_\_\_ is ready to pay for Trixie's school.



5 Trixie needs a \_\_\_\_\_ at her new school.



6 Trixie plans to \_\_\_\_\_ the Academy.








## NALOGA B

Slišali boste sedem pogovorov. Izberite sliko, ki najbolje ustreza posameznemu pogovoru. Dve sliki sta odveč. V razpredelnico vpišite črko izbrane slike. Glejte primer 0, ki je že rešen.

Besedilo boste slišali dvakrat. Sedaj imate čas, da si nalogo ogledate.

Sedaj poslušajte in rešite nalogo.

### WHERE ARE THEY?



0	1	2	3	4	5	6
E						

	6
--	---








**B FELADAT**

Hét beszélgetést fogtok hallani. Válasszátok ki, melyik kép melyik beszélgetéshez illik leginkább! Két kép felesleges. A táblázatba írjátok be a kiválasztott kép betűjelét! A 0 jelzésű, megoldott példa szerint dolgozzatok!

A szöveget kétszer fogjátok meghallgatni. Most nézzétek meg, illetve olvassátok el a feladatot!

Hallgassátok meg a szöveget, és oldjátok meg a feladatot!

**WHERE ARE THEY?**



0	1	2	3	4	5	6
E						

## II. DEL: BESEDIŠČE

### NALOGA A

Na sliki je označenih devet stvari. Poišči besede zanje in črke izbranih besed vpiši v razpredelnico na naslednji strani. Tri besede so odveč. Glej primer 0, ki je že rešen.

### THE CASTLE



- ~~A bats~~
B bed
C books
D clock
E eagle
F ghost
- G king
H mirror
I owl
J stairs
K watch
L witch

<i>0</i>	<b>1</b>	<b>2</b>	<b>3</b>	<b>4</b>	<b>5</b>	<b>6</b>	<b>7</b>	<b>8</b>
<i>A</i>								

	8
--	---

## II. RÉSZ: SZÓKINCS

### A FELADAT

A képen kilenc dolgot jelöltünk meg. Keresd meg az őket megnevező szavakat, és a kiválasztott szavak betűjelét írd be a következő oldalon levő táblázatba! Három szó felesleges. A 0 jelzésű, megoldott példa szerint dolgozzál!

### THE CASTLE



- ~~A bats~~
B bed
C books
D clock
E eagle
F ghost
- G king
H mirror
I owl
J stairs
K watch
L witch

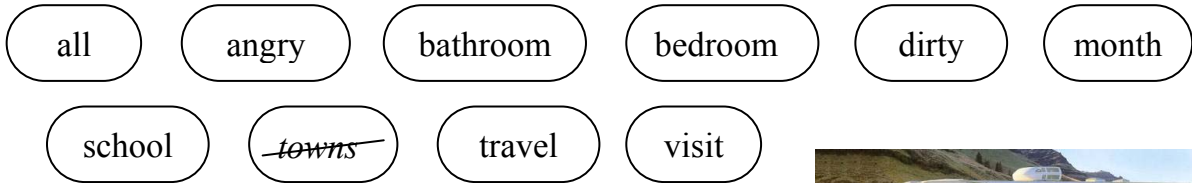
<i>0</i>	<b>1</b>	<b>2</b>	<b>3</b>	<b>4</b>	<b>5</b>	<b>6</b>	<b>7</b>	<b>8</b>
<i>A</i>								

	8
--	---

*LAPOZZ!*

## NALOGA B

Preberi besedilo in ga dopolni z besedami v okvirčkih nad besedilom. Izbrane besede vpiši na prazna mesta v besedilu. Tri besede so odveč. Glej primer 0, ki je že rešen. PAZI NA PRAVILEN PREPIS BESED.



## MODERN NOMADS



A recreational vehicle (RV)

People move around to different (0) towns, and even different countries, for a job or climate they like. They find a house and they stay there for at least a (1) \_\_\_\_\_ or a year. But some people like to move more often. We call them modern nomads.

The White family does it. They're a nomadic family. They live in a recreational vehicle (RV) and (2) \_\_\_\_\_ to a new place every few days. Inside, they have a living room, kitchen and (3) \_\_\_\_\_, where they can wash. The Whites have three children. They don't go to a traditional (4) \_\_\_\_\_, and their parents teach them at home or on the road. It's very exciting. One day you read a book in a public library or a bookstore and the next day you visit a zoo or a museum, or a state capital. You can even get your hands (5) \_\_\_\_\_ when you help a park ranger or a cook in a restaurant.

Do they have friends? Yes, they meet together with other modern nomads at campgrounds. Kids of (6) \_\_\_\_\_ ages play together there. Friendships happen fast, because a family can be on the road again the next day.

(Muse, Vol 11, No. 7, Sept 2007.)

## B FELADAT

Olvasd el a szöveget, majd egészítsd ki a keretekben található szavakkal!  
A szavakat írd be a szöveg üres helyeire! Három szó felesleges! A 0 jelzésű, megoldott példa szerint dolgozzál! ÜGYELJ A PONTOS MÁSOLÁSRA!

all

angry

bathroom

bedroom

dirty

month

school

~~towns~~

travel

visit



A recreational vehicle (RV)

## MODERN NOMADS

People move around to different (0) towns, and even different countries, for a job or climate they like. They find a house and they stay there for at least a (1) \_\_\_\_\_ or a year. But some people like to move more often. We call them modern nomads.

The White family does it. They're a nomadic family. They live in a recreational vehicle (RV) and (2) \_\_\_\_\_ to a new place every few days. Inside, they have a living room, kitchen and (3) \_\_\_\_\_, where they can wash. The Whites have three children. They don't go to a traditional (4) \_\_\_\_\_, and their parents teach them at home or on the road. It's very exciting. One day you read a book in a public library or a bookstore and the next day you visit a zoo or a museum, or a state capital. You can even get your hands (5) \_\_\_\_\_ when you help a park ranger or a cook in a restaurant.

Do they have friends? Yes, they meet together with other modern nomads at campgrounds. Kids of (6) \_\_\_\_\_ ages play together there. Friendships happen fast, because a family can be on the road again the next day.

(Muse, Vol 11, No. 7, Sept 2007.)

### III. DEL: BRALNO RAZUMEVANJE

#### NALOGA A

Preberi besedilo in trditve v razpredelnici. S kljukico (✓) označi, ali so trditve pravilne, napačne ali pa podatka ni v besedilu. Glej primer 0, ki je že rešen.

#### AMAZING WALKING STICKS

Do you know something about spiders, ants, crickets, bugs and bees? I am sure you do. They are all great insects, true, but one group of this super family is really special. The walking sticks or stick insects are amazing. One time you can see them and another time you cannot! But they are right there, in front of your eyes!

There are 2,500 different kinds of walking sticks in the world. Their colour changes a lot. In spring they are green and in autumn they become brown. Their shape can also be different: some of them are like little sticks and some look like leaves.

Stick insects feed on leaves at night. During the day, they often just stand still, because they don't need any more food. Now and then, they move a bit and look like plants or leaves in the wind.

Walking sticks do not have many enemies. But when they cannot take the shape or colour of the plants near them immediately, then, their enemies can see them. Do not fear, some stick insects can fight back. In Asia, giant walking sticks scare their enemy with sharp 'thorns' on their back legs. Young stick insects often lose a leg during fights with their enemies. When they do, a new one grows but it is often very small.

Like most other insects, walking sticks do not care for their young. They just put their eggs on the ground. And do you know which insects help the eggs? Ants! They take the eggs to a protected place or to their nests. When baby walking sticks come out of the eggs, they simply walk up to the trees. In trees and bushes they do one thing which they are good at: they hide!

(<http://animals.nationalgeographic.com/>)





		<b>PRAV</b>	<b>NAROBE</b>	<b>NI V BESEDILU</b>
<b>0</b>	<i>Walking sticks are in the same family as bugs.</i>	√		
<b>1</b>	Walking sticks can change colour.			
<b>2</b>	In the afternoon walking sticks eat leaves.			
<b>3</b>	Animals that eat walking sticks are big.			
<b>4</b>	Walking sticks can grow another leg if they lose one.			
<b>5</b>	Walking sticks are very good parents.			
<b>6</b>	Ants put walking sticks' eggs in a safe place.			

	6
--	---

### III. RÉSZ: OLVASÁSÉRTÉS

#### A FELADAT

**Olvasd el a szöveget és a táblázatban levő állításokat! Pipáld ki ✓ jellel, igazak vagy hamisak az állítások, vagy nincs rá adat a szövegben! A 0 jelzésű, megoldott példa szerint dolgozzál!**

#### AMAZING WALKING STICKS

Do you know something about spiders, ants, crickets, bugs and bees? I am sure you do. They are all great insects, true, but one group of this super family is really special. The walking sticks or stick insects are amazing. One time you can see them and another time you cannot! But they are right there, in front of your eyes!

There are 2,500 different kinds of walking sticks in the world. Their colour changes a lot. In spring they are green and in autumn they become brown. Their shape can also be different: some of them are like little sticks and some look like leaves.

Stick insects feed on leaves at night. During the day, they often just stand still, because they don't need any more food. Now and then, they move a bit and look like plants or leaves in the wind.

Walking sticks do not have many enemies. But when they cannot take the shape or colour of the plants near them immediately, then, their enemies can see them. Do not fear, some stick insects can fight back. In Asia, giant walking sticks scare their enemy with sharp 'thorns' on their back legs. Young stick insects often lose a leg during fights with their enemies. When they do, a new one grows but it is often very small.

Like most other insects, walking sticks do not care for their young. They just put their eggs on the ground. And do you know which insects help the eggs? Ants! They take the eggs to a protected place or to their nests. When baby walking sticks come out of the eggs, they simply walk up to the trees. In trees and bushes they do one thing which they are good at: they hide!

(<http://animals.nationalgeographic.com/>)



		IGAZ	HAMIS	A SZÓVEG NEM EMLÍTI
0	<i>Walking sticks are in the same family as bugs.</i>	√		
1	Walking sticks can change colour.			
2	In the afternoon walking sticks eat leaves.			
3	Animals that eat walking sticks are big.			
4	Walking sticks can grow another leg if they lose one.			
5	Walking sticks are very good parents.			
6	Ants put walking sticks' eggs in a safe place.			

	6
--	---

LAPOZZ!

## NALOGA B

**Preberi besedilo in odgovori na vprašanja. Odgovori naj bodo kratki. Glej primer 0, ki je že rešen.**



## MAX-IMUM TASTY

Not many books are the result of the children's first-grade reading homework, but the book *Cooking With Max* is. The author of the book is a boy, who was only 7 when the book was published.

Young Max Nania needs to practise his writing for school. So he decides to write down some recipes that he and his mother make up to go along with stories they read together. The result of practising writing is the recipe book. One of the recipes is the Bubbles and Fish recipe. "This was my first recipe ever," says Max. Great for walks or hiking, it combines Goldfish crackers, Cheerios, M&Ms, raisins and other tasty things. Another recipe from the book is called Salad on a Stick. This kind of food is absolutely delicious. You just use an Asian chopstick and pop on onion, broccoli and spinach leaves or any other vegetables that you like. You don't have to grab your fork to eat Salad on a Stick. You just lift up the chopstick and eat it.

For Max, cooking isn't the only fun thing in his life. He likes to exercise and go outside. When the weather is fine he goes to the nearby park, where he enjoys playing hopscotch with his friends.

Max says it's important for kids to stick to healthy eating as much as possible. Of course, recipes don't have to be all healthy. His favourite dessert, for example, combines sugar, cream and fresh strawberries. "It tastes like cheesecake," he says. "Every kind of cooking can mean making a mess," Max admits. But that's not a bad thing for Max. Max's favourite part is washing up in mum's kitchen. He does that right after trying out the new recipe with his mum. It's fun too because his mum is always ready to help Max.

(<http://www.thefreelibrary.com/>)




- 0 What's the title of Max's book?     Cooking with Max.
- 1 Who helps Max to make up recipes? \_\_\_\_\_
- 2 What's the name of Max's first recipe? \_\_\_\_\_
- 3 How does Salad on a Stick taste? \_\_\_\_\_
- 4 Which game does Max like playing with his friends? \_\_\_\_\_
- 5 What fruit does Max use in his favourite dessert? \_\_\_\_\_
- 6 What does Max do after trying out a new recipe? \_\_\_\_\_

	6
--	---

## B FELADAT

**Olvasd el a szöveget, és válaszolj a kérdésekre! Válaszaid legyenek rövidek!  
A 0 jelzésű, megoldott példa szerint dolgozzál!**



## MAX-IMUM TASTY

Not many books are the result of the children's first-grade reading homework, but the book *Cooking With Max* is. The author of the book is a boy, who was only 7 when the book was published.

Young Max Nania needs to practise his writing for school. So he decides to write down some recipes that he and his mother make up to go along with stories they read together. The result of practising writing is the recipe book. One of the recipes is the Bubbles and Fish recipe. "This was my first recipe ever," says Max. Great for walks or hiking, it combines Goldfish crackers, Cheerios, M&Ms, raisins and other tasty things. Another recipe from the book is called Salad on a Stick. This kind of food is absolutely delicious. You just use an Asian chopstick and pop on onion, broccoli and spinach leaves or any other vegetables that you like. You don't have to grab your fork to eat Salad on a Stick. You just lift up the chopstick and eat it.

For Max, cooking isn't the only fun thing in his life. He likes to exercise and go outside. When the weather is fine he goes to the nearby park, where he enjoys playing hopscotch with his friends.

Max says it's important for kids to stick to healthy eating as much as possible. Of course, recipes don't have to be all healthy. His favourite dessert, for example, combines sugar, cream and fresh strawberries. "It tastes like cheesecake," he says. "Every kind of cooking can mean making a mess," Max admits. But that's not a bad thing for Max. Max's favourite part is washing up in mum's kitchen. He does that right after trying out the new recipe with his mum. It's fun too because his mum is always ready to help Max.



- 0 What's the title of Max's book?     Cooking with Max.
- 1 Who helps Max to make up recipes? \_\_\_\_\_
- 2 What's the name of Max's first recipe? \_\_\_\_\_
- 3 How does Salad on a Stick taste? \_\_\_\_\_
- 4 Which game does Max like playing with his friends? \_\_\_\_\_
- 5 What fruit does Max use in his favourite dessert? \_\_\_\_\_
- 6 What does Max do after trying out a new recipe? \_\_\_\_\_

	6
--	---

#### IV. DEL: PISNO SPOROČANJE

Za angleško stran v šolskem glasilu napiši prispevek o svojih počitnicah. V njem:

- opiši kraj, kjer z družino preživite počitnice,
- opiši, kako tam preživite dan,
- napiši, katerih stvari ne počneš na počitnicah.

## HOORAY FOR HOLIDAYS

*Every summer* \_\_\_\_\_

---



---



---



---



---



---



---



---



---



---



---



---



---



---



---



---



---



---



---



---



---



---

Vsebina:		3
Besedišče in pravopis:		2
Slovnica:		2

**SKUPNO ŠTEVILO TOČK PREIZKUSA:**

	45
--	----





PRAZNA STRAN  
*ÜRES OLDAL*

PRAZNA STRAN  
*ÜRES OLDAL*

PRAZNA STRAN  
*ÜRES OLDAL*