



Šifra učenca:

A tanuló kódszáma:

**Državni izpitni center**



N 1 0 1 2 4 1 2 1 M

**REDNI ROK  
RENDES MÉRÉS**

**2.  
obdobje/  
szakasz**



**Torek, 11. maja 2010 / 60 minut  
2010. május 11., kedd / 60 perc**

Dovoljeno gradivo in pripomočki: učenec prinese s seboj modro/črno nalivno pero ali moder/črn kemični svinčnik. Učenec dobi en obrazec za točkovanje.

Engedélyezett segédeszközök: a tanuló által hozott kék vagy fekete töltőtoll vagy golyóstoll. A tanuló egy pontozólapot kap.

**NACIONÁLNO PREVERJANJE ZNANJA  
ORSZÁGOS TUDÁSFELMÉRÉS  
ob koncu 2. obdobja  
a 2. szakasz végén**

#### NAVODILA UČENCU

Natančno preberi ta navodila.

Prilepi kodo oziroma vpiši svojo šifro v okvirček desno zgoraj na tej strani in na obrazec za točkovanje.

Pazljivo preberi navodilo posamezne naloge in jo reši. Najprej boš poslušal govorniki in hkrati reševal nalogi.

Nato boš rešil še preostale naloge v preizkusu.

Piši čitljivo.

Če se zmotiš, napačni odgovor prečrtaj in pravilnega napiši na novo.

Na koncu svoje odgovore še enkrat preveri.

Želimo ti veliko uspeha.

#### ÚTMUTATÓ A TANULÓNAK

Figyelmesen olvasd el az útmutatót!

Kódszámodat ragaszd vagy írd be a jobb felső sarokban levő keretbe és a pontozólapra!

Figyelmesen olvasd el az egyes feladatok utasítását, majd oldd meg a feladatokat!

Először két beszélt szöveget hallgatsz meg, közben megoldod a feladatokat.

Azután megoldod a többi feladatot.

Olvashatóan írd!

Ha tévedtél, válaszodat húzd át, majd írd le a helyesét!

A végén még egyszer ellenőrizd a megoldásaidat!

Sok sikert kívánunk!

Preizkus ima 24 strani, od tega 5 praznih.

A feladatlap terjedelme 24 oldal, ebből 5 üres.

**Prazna stran**  
***Üres oldal***

**Prazna stran**  
***Üres oldal***

**OBRNITE LIST.**  
***FORDÍTSA MEG A LAPOT!***

# I. DEL: SLUŠNO RAZUMEVANJE



## NALOGA A

Slišali boste vsebine sedmih filmov. Izberite sliko, ki ustreza opisu posameznega filma. Ena slika je odveč. V kvadratke ob slikah vpišite številko opisanega filma, ki ustreza posamezni sliki. Glejte primer 0, ki je že rešen.

Besedilo boste slišali dvakrat. Sedaj imate čas, da si nalogo ogledate.

Sedaj poslušajte in rešite nalogo.

### FILMS



	6
--	---

# I. RÉSZ: HALLÁSÉRTÉS




## A FELADAT

Hét film tartalmát fogjátok hallani. Válasszátok ki az egyes filmleírásnak megfelelő képet! Egy kép felesleges. A képek melletti négyzetekbe írjátok be annak a leírt filmnek a számát, amely megfelel az adott képnek! A 0 jelzésű, megoldott példa szerint dolgozzatok!

A szöveget kétszer fogjátok meghallgatni. Most nézzétek meg, illetve olvassátok el a feladatot!

Hallgassátok meg a szöveget, és oldjátok meg a feladatot!

### FILMS



	6
--	---

## NALOGA B


Učenci 6. razreda so vključeni v projekt *Varovanje okolja*. Televizijski novinar je obiskal učence na taboru. Poslušajte pogovor novinarja z Benom in v kvadratke ob slikah vpišite imena oseb, ki so napisana nad sliko. Dve osebi na sliki nista poimenovani. Glejte primer, ki je že rešen.

Besedilo boste slišali dvakrat. Sedaj imate čas, da si nalogo ogledate.

Sedaj poslušajte in rešite nalogo.

### GREEN PROJECT

<del>Andy</del>	Greg	Jack	Julie	Susan	Ted	Tim
-----------------	------	------	-------	-------	-----	-----



(Illustration by Pascal BALTZER (c) Images Doc, Bayard Jeunesse, France.)

## B FELADAT


A 6. osztályos tanulók részt vesznek a *Környezetvédelem* című projektben. A tévériporter meglátogatta a tanulókat a táborban. Hallgassátok meg a riporter és Beno beszélgetését, és a képek melletti négyzetekbe írjátok be a kép felett található személyneveket! A képen látható személyek közül kettő nincs megnevezve. Figyeljétek meg a már megoldott példát!

A szöveget kétszer fogjátok meghallgatni. Most nézzétek meg, illetve olvassátok el a feladatot!

Hallgassátok meg a szöveget, és oldjátok meg a feladatot!

### GREEN PROJECT

<del>Andy</del>	Greg	Jack	Julie	Susan	Ted	Tim
-----------------	------	------	-------	-------	-----	-----



(Illustration by Pascal BALTZER (c) Images Doc, Bayard Jeunesse, France.)

## II. DEL: BESEDIŠČE

### NALOGA A

Na sliki je označenih devet stvari. Poišči besede zanje in črke pred izbranimi besedami vpiši v razpredelnico. Tri besede so odveč. Glej primer 0, ki je že rešen.

#### IN THE SHOP

A apple

B bread

C cabbage

D clothes

E diary

~~F family~~

G pineapple


H sausages

I shop assistant

J shopping list

K toy

L trolley



0	1	2	3	4	5	6	7	8
F								

	8
--	---




## II. RÉSZ: SZÓKINCS

### A FELADAT

A képen kilenc dolgot jelöltünk meg. Keresd meg az azokat megnevező szavakat, és a kiválasztott szavak betűjelét írd be a táblázatba! Három szó felesleges. A 0 jelzésű, megoldott példa szerint dolgozzál!

#### IN THE SHOP

- A apple   
  B bread   
  C cabbage   
  D clothes   
  E diary   
  F family   
  G pineapple   
  H sausages   
  I shop assistant   
  J shopping list   
  K toy   
  L trolley



0	1	2	3	4	5	6	7	8
F								

	8
--	---

## NALOGA B

Preberi besedilo in zapolni vrzeli z besedami v oblăčkih. Tri besede so odveč. Glej primer 0, ki je že rešen. PAZI NA PRAVILEN PREPIS BESED.

### MUSHROOMS



At the end of summer we sometimes like to go for a (0) walk in the forest. After a lot of (1) \_\_\_\_\_, we can find strange little brown, orange, yellow, white and red things that come up in wet places. We call them mushrooms.

But where do they come from?

At first, mushrooms grow underground, where we cannot (2) \_\_\_\_\_ them. They begin as round 'buttons'. Then they shoot upwards. The 'buttons' turn into 'caps' and 'caps' finally (3) \_\_\_\_\_ like little 'umbrellas'.

We can also eat mushrooms. Some of them taste very (4) \_\_\_\_\_. But be careful! There are poisonous ones, too! They can make you very sick.

Mushrooms have an important place in the forest. They keep it clean because they feed on fallen leaves and make a (5) \_\_\_\_\_ for very small animals. That is why it is (6) \_\_\_\_\_ to destroy the place where mushrooms grow. So, when you take a walk in the woods with your friends and you find a mushroom, leave it there because it helps nature stay clean.

(Adapted from Spider 2005.)



## B FELADAT

Olvasd el a szöveget, és egészítsd ki a felhőcskében levő szavakkal! Három szó felesleges. A 0 jelzésű, megoldott példa szerint dolgozzál! ÜGYELJ A PONTOS MÁSOLÁSRA!

### MUSHROOMS



At the end of summer we sometimes like to go for a (0) walk in the forest. After a lot of (1) \_\_\_\_\_, we can find strange little brown, orange, yellow, white and red things that come up in wet places. We call them mushrooms.

But where do they come from?

At first, mushrooms grow underground, where we cannot (2) \_\_\_\_\_ them. They begin as round 'buttons'. Then they shoot upwards. The 'buttons' turn into 'caps' and 'caps' finally (3) \_\_\_\_\_ like little 'umbrellas'.

We can also eat mushrooms. Some of them taste very (4) \_\_\_\_\_. But be careful! There are poisonous ones, too! They can make you very sick.

Mushrooms have an important place in the forest. They keep it clean because they feed on fallen leaves and make a (5) \_\_\_\_\_ for very small animals. That is why it is (6) \_\_\_\_\_ to destroy the place where mushrooms grow. So, when you take a walk in the woods with your friends and you find a mushroom, leave it there because it helps nature stay clean.

(Adapted from Spider 2005.)



### III. DEL: BRALNO RAZUMEVANJE

#### NALOGA A

Preberi besedilo in ugotovi, ali so trditve v razpredelnici pravilne, napačne ali podatka ni v besedilu. Izbrane rešitve označi s kljukico (✓). Glej primer 0, ki je že rešen.

#### SKATEBOARDING AND ROLLERBLADING

If you know how to ice-skate, you can start rollerblading or skateboarding in the summer. It's cheaper than ice-skating, too. You can just skate in the streets or play street hockey in a team. You never get tired of doing it because you're learning to do new things all the time. Another good thing about rollerblading is that it makes you look taller.



The main disadvantage in big cities is that there aren't many places to do it. In many local areas, there are tennis courts, cricket pitches and football fields but nothing for rollerblading. A lot of parks don't allow rollerbladers or skateboarders. People think rollerbladers and skateboarders are annoying. They also accuse them of vandalism or graffiti writing.

When buying rollerblades, you must be sure they are comfortable. Put on both shoes in the shop. Also, do them up completely. This is to make sure that they do not hurt your feet and toes. Remember to buy the correct type of wheels. You need hard wheels for inside, soft wheels for outside. For a mixture of both inside and outside, you need soft wheels. You might need to replace parts of your boots, therefore it is better to buy a well-known make.



Skateboarding and rollerblading are dangerous, but not too dangerous. The best part is learning new tricks. When someone does a new trick successfully without falling, they are extremely pleased with themselves. People spend days trying again and again to do a new trick. It's a great feeling when they do it.

The two worst things about skateboarding and rollerblading are falling and not having many places to practise, especially when it's raining.

(Adapted from Crown 5, 1994.)

		<b>PRAV</b>	<b>NAROBE</b>	<b>NIV BESEDILU</b>
<b>0</b>	<i>You can skateboard in the summer.</i>	√		
<b>1</b>	Skateboarding and rollerblading is fun because you can always learn something new.			
<b>2</b>	Skateboarders and rollerbladers can practise in all parks.			
<b>3</b>	Rollerblades are very expensive.			
<b>4</b>	It is important to try both rollerblades on before you buy them.			
<b>5</b>	It takes only a day to learn a new trick.			
<b>6</b>	In winter you skate indoors.			

### III. RÉSZ: OLVASÁSÉRTÉS

#### A FELADAT

**Olvasd el a szöveget, és állapítsd meg, hogy a táblázatban olvasható állítások igazak, hamisak, vagy nincs rájuk vonatkozóan adat a szövegben! A kiválasztott megoldásokat pipáld ki  $\checkmark$  jellel! A 0 jelzésű, megoldott példa szerint dolgozzál!**

#### SKATEBOARDING AND ROLLERBLADING

If you know how to ice-skate, you can start rollerblading or skateboarding in the summer. It's cheaper than ice-skating, too. You can just skate in the streets or play street hockey in a team. You never get tired of doing it because you're learning to do new things all the time. Another good thing about rollerblading is that it makes you look taller.



The main disadvantage in big cities is that there aren't many places to do it. In many local areas, there are tennis courts, cricket pitches and football fields but nothing for rollerblading. A lot of parks don't allow rollerbladers or skateboarders. People think rollerbladers and skateboarders are annoying. They also accuse them of vandalism or graffiti writing.

When buying rollerblades, you must be sure they are comfortable. Put on both shoes in the shop. Also, do them up completely. This is to make sure that they do not hurt your feet and toes. Remember to buy the correct type of wheels. You need hard wheels for inside, soft wheels for outside. For a mixture of both inside and outside, you need soft wheels. You might need to replace parts of your boots, therefore it is better to buy a well-known make.



Skateboarding and rollerblading are dangerous, but not too dangerous. The best part is learning new tricks. When someone does a new trick successfully without falling, they are extremely pleased with themselves. People spend days trying again and again to do a new trick. It's a great feeling when they do it.

The two worst things about skateboarding and rollerblading are falling and not having many places to practise, especially when it's raining.

(Adapted from Crown 5, 1994.)

		<b>IGAZ</b>	<b>HAMIS</b>	<b>NINCS A SZÖVEG- BEN</b>
<b>0</b>	<i>You can skateboard in the summer.</i>	√		
<b>1</b>	Skateboarding and rollerblading is fun because you can always learn something new.			
<b>2</b>	Skateboarders and rollerbladers can practise in all parks.			
<b>3</b>	Rollerblades are very expensive.			
<b>4</b>	It is important to try both rollerblades on before you buy them.			
<b>5</b>	It takes only a day to learn a new trick.			
<b>6</b>	In winter you skate indoors.			

## NALOGA B

**Preberi besedilo. Odgovori na vprašanja tako, da obkrožiš črko pred izbrano rešitvijo. Glej primer 0, ki je že rešen.**

### RAMBO RHINO

Hi! It's me, Rambo Rhino – over here to the right. Wait! Don't run away! I may look scary, but I promise I will not cause any trouble. I am a black rhinoceros. I live in Africa. So do my cousins, the white rhinos. OK, are you rhino-ready?



My name, rhinoceros, means “nose-horn”. A rhino is the only mammal that has horns on its nose. Sheep and antelope, for example, have their horns on their heads. If one of my horns breaks off, I can grow a new one in its place. No other animal with horns can do that. When I was five months old, I was just starting to grow my front horn.

My mother is always near me because I'm still a child. Like all black rhino moms, she had just one rhino baby at a time. My mom watches out for danger if a hungry lion or hyena wants to attack me. Now and then I shout loudly. That means, “I'm hungry, Mom!” So she takes a break and lets me drink milk. My mom is teaching me all I need to know to survive until I am three. Then I can go off on my own.

My cousins, the white rhinos, often hang out in groups and eat grass together. I, on the other hand, like to be alone. By the way, both white and black rhinos are grey. Some say I have a bad temper. But it is because I have bad eyes. I can't tell a tree from a person until I'm very near. So, to be safe, I attack. I can be very fast. I can reach a speed of 56 km an hour – as fast as a horse runs. Better watch out if you are in my way. I can knock over a car or a small truck.

I've loved telling you all about my favourite subject: me! Hope to run into you again.

(Adapted from Ranger Rick, September 2007.)



0 *Where do black rhinos live?*

A In America.

B *In Africa.*

C In Australia.

1 *Where does a rhino have its two horns?*

A on its nose

B on top of its head

C on its back

2 *When do rhino's horns start to show?*

When it is ...

A 50 months old

B 15 months old

C 5 months old

3 *Which animal wants to attack baby rhinos?*

A antelopes

B leopards

C lions

4 *How old is the rhino when it leaves its mom?*

A three months

B three years

C three weeks

5 *What colour are white rhinos?*

A white

B black

C grey

6 *Why does a rhino attack so quickly?*

A It can't see well.

B It can't hear well.

C It can't smell well.

## B FELADAT

**Olvasd el a szöveget! Válaszolj a kérdésekre úgy, hogy karikázd be a kiválasztott megoldás betűjelét! A 0 jelzésű, megoldott példa szerint dolgozzál!**

### RAMBO RHINO

Hi! It's me, Rambo Rhino – over here to the right. Wait! Don't run away! I may look scary, but I promise I will not cause any trouble. I am a black rhinoceros. I live in Africa. So do my cousins, the white rhinos. OK, are you rhino-ready?



My name, rhinoceros, means “nose-horn”. A rhino is the only mammal that has horns on its nose. Sheep and antelope, for example, have their horns on their heads. If one of my horns breaks off, I can grow a new one in its place. No other animal with horns can do that. When I was five months old, I was just starting to grow my front horn.

My mother is always near me because I'm still a child. Like all black rhino moms, she had just one rhino baby at a time. My mom watches out for danger if a hungry lion or hyena wants to attack me. Now and then I shout loudly. That means, “I'm hungry, Mom!” So she takes a break and lets me drink milk. My mom is teaching me all I need to know to survive until I am three. Then I can go off on my own.

My cousins, the white rhinos, often hang out in groups and eat grass together. I, on the other hand, like to be alone. By the way, both white and black rhinos are grey. Some say I have a bad temper. But it is because I have bad eyes. I can't tell a tree from a person until I'm very near. So, to be safe, I attack. I can be very fast. I can reach a speed of 56 km an hour – as fast as a horse runs. Better watch out if you are in my way. I can knock over a car or a small truck.

I've loved telling you all about my favourite subject: me! Hope to run into you again.

(Adapted from Ranger Rick, September 2007.)

0 *Where do black rhinos live?*

A In America.

B *In Africa.*

C In Australia.

1 *Where does a rhino have its two horns?*

A on its nose

B on top of its head

C on its back

2 *When do rhino's horns start to show?*

When it is ...

A 50 months old

B 15 months old

C 5 months old

3 *Which animal wants to attack baby rhinos?*

A antelopes

B leopards

C lions

4 *How old is the rhino when it leaves its mom?*

A three months

B three years

C three weeks

5 *What colour are white rhinos?*

A white

B black

C grey

6 *Why does a rhino attack so quickly?*

A It can't see well.

B It can't hear well.

C It can't smell well.

#### IV. DEL: PISNO SPOROČANJE

Pri pouku angleščine pripravljate stenski časopis. Napiši članek o svoji sanjski hiši. V njem:

- opiši kraj, kjer je tvoja sanjska hiša,
- opiši hišo,
- napiši, kaj vse lahko tam počneš.

Pomagaš si lahko s sliko.  
Besedilo napiši na črte pod sliko.



*My dream house is* \_\_\_\_\_

---



---



---



---



---



---



---



---



---



---

Vsebina:		3
Besedišče in pravopis:		2
Slovnica:		2

**SKUPNO ŠTEVILO TOČK PREIZKUSA:**

	45
--	----

## IV. RÉSZ: ÍRÁSBELI SZÖVEGALKOTÁS

Angol nyelvnél faliújságot készítenek. Írj egy cikket álmaid házáról az újságba!

Benne:

- mutasd be (írd le) azt a települést, ahol álmaid háza áll,
- írd le a házat,
- írd le, mi mindent tudsz ott csinálni!



Segítségére lehet a kép is.

A szöveget a kép alatti vonalakra írd!

*My dream house is* \_\_\_\_\_

---



---



---



---



---



---



---



---



---



---

Tartalom:		3
Szókincs és helyesírás:		2
Nyelvtan:		2

**A FELADATLAP ÖSSZPONTSZÁMA:**

	<b>45</b>
--	-----------

**Prazna stran**  
***Üres oldal***

**Prazna stran**  
***Üres oldal***

**Prazna stran**  
***Üres oldal***