




Državni izpitni center



N 1 4 1 2 4 1 2 2

6.
razred



Ponedeljek, 12. maj 2014

NAVODILA ZA VREDNOTENJE

NACIONALNO PREVERJANJE ZNANJA

v 6. razredu

**POPRAVLJENA
MODERIRANA RAZLIČICA**

UVODNA NAVODILA ZA VREDNOTENJE







Upoštevamo samo odgovore v angleškem jeziku.

Če je učenec pravi odgovor označil drugače kot predvideno, a jasno (npr. križec namesto kljukice), ga upoštevamo.

Če je učenec v prostoru za odgovor napisal ali označil več odgovorov (npr. več črk ali več kljukic v polja razpredelnice), odgovora ne upoštevamo.

Popravni znaki

Odgovore učencev ovrednotimo s pomočjo popravnih znakov, ki nosijo točno določeno točkovno vrednost. Ob dodelitvi popravnega znaka program za elektronsko vrednotenje samodejno zabeleži ustrezno število točk.

Popravni znak	Pomen	Vrednost	Opozorilo
	pravilno	1 točka	
	pravilno	2 točki	Samo pri pisnem sporočanju
	pravilno	3 točke	Samo pri pisnem sporočanju
	pravilno	4 točke	Samo pri pisnem sporočanju
	napačno (tudi neustrezno, navedenih/označenih več odgovorov)	0 točk	Tudi pri pisnem sporočanju, npr. če je posamezni kriterij ovrednoten z 0 točkami
	nejasno, nečitljivo	0 točk	

✓ pravi odgovor z ustreznim številom točk

Vsakemu pravilnemu odgovoru dodelimo eno kljukico z ustreznim številom točk.

0	1	2	3	4	5	6
C	G	F	A	I	B	J

Primer kaže uporabo kljukice, ki je vredna 1 točko.

C) RABA	1/12
C.1	-/6
C.2	1/6
C.2.1	1/1
C.2.2	-/1
C.2.3	-/1
C.2.4	-/1
C.2.5	-/1
C.2.6	-/1

Ob dodelitvi kljukice program pri izbrani postavki samodejno zabeleži 1 točko.

Pozor: pri nalogah, kjer je vidnih več postavk hkrati, dodelimo popravni znak pri vsaki postavki posebej. Po postavkah se premikamo na desni strani zaslona, kjer je okno za prikaz točk (glej sliko zgoraj).

X nepravilen odgovor

Vsakemu nepravilnemu odgovoru dodelimo znak X. Ta znak se uporablja tudi za 0 točk pri pisnem sporočanju.

1. In which century did the town of Edinburgh get its present name?
In Scotland. X

B) BRALNO		0/13
B.1.1		0/-1
B.1.2		-/1
B.1.3		-/1
B.1.4		-/1
B.1.5		-/1
B.1.6		-/1
B.1.7		-/1

Primer kaže uporabo križca, ki je vreden 0 točk.

Ob dodelitvi križca program pri izbrani postavki samodejno zabeleži 0 točk.

? neberljiv/nerazločen/nejasen zapis odgovora

Vsakemu neberljivemu odgovoru dodelimo znak ?.

Ni odgovora

Če odgovora ni, kliknemo gumb "Ni odgovora" v oknu za prikaz točk. Popravna znaka v tem primeru ne dodelimo.

Do you enjoy (0) reading (read)? How about your friends; do they enjoy a good book too? If the answer is yes, you can either join a book group (1) starting one X start one.

The idea (2) were X (be) popular in many parts of the world already in the 1980s. And it's still popular today. People get together and decide which book they really want to read. First each person (3) studying X (study) the book and later the group comes together at a second meeting to discuss the book in detail. In Britain book groups are very popular.

A book group consists of at least two people. They read the same books and talk about (4) _____ later. There are also classes and experts who ask their students to read a book, prepare a review and then present their views (5) _____ front of their classmates. However, the (6) best (good) book groups are those where some four to twelve friends get together to combine reading with a social event.

Naloga	Točke
A) SLUSNO	7/7
B) BRALNO	-/13
C) RABA	0/12
C.1	0/6
C.1.1	0/1
C.1.2	0/1
C.1.3	0/1
C.1.4	N/1
C.1.5	-/1
C.1.6	-/1
C.2	-/6
D) PISNO	-/13
C.1 (C.1.4)	
N / 1	

Ni odgovora | Razveljavi

Primer uporabe gumba "Ni odgovora".

Ob kliku na gumb "Ni odgovora" program pri izbrani postavki samodejno zabeleži "N".

Vrednotenje pisnega sporočanja

Pri pisnem sporočanju ob razpredelnico pod pisnim sestavkom dodelimo ustrezno popravno znamenje za vsak kriterij. Če učenec pri posameznem kriteriju ni dosegel vseh možnih točk, je potrebno dodati komentar s kratko utemeljitvijo. Pripomoček za dodajanje komentarjev najdemo v orodni vrstici.

= znak za komentar

Saša

Vsebina:	4 točke	✓
Besedišče:	4 točke	✓
Slovnica:	3 točke	✓
Zgradba besedila:	2 točki	✓

D) PISNO		11/13
D.		11/13
D.Vsebina		4/4
D.Besediš.		3/4
D.Slovnica		2/3
D.Zgradba		2/2
D. (D.Besediš.)		
3 / 4		

Ni odgovora | Razveljavi

Primer dodajanja komentarjev.

Ob izbiri kriterija najprej dodelimo popravni znak z ustreznim številom točk.

Če učenec pri izbranem kriteriju ni dosegel vseh možnih točk, dodamo še komentar.

Pri vrednotenju je lahko v pomoč tudi pripomoček za barvno označevanje. Učenec pri vpogledu vidi vse popravne znake, komentarje in druge oznake.

= pripomoček za barvno označevanje

A) SLUŠNO RAZUMEVANJE

1. naloga

MONKEY SEE, MONKEY DO

One day a group of children go to town at 9 am. They go past the market and a candy shop. Finally, they go to a department store and each of them buys a new pullover and a new hat.

On their way home, they get tired and sit down under a large tree. Soon they are fast asleep.

While they are sleeping, some monkeys who are up in the tree quietly climb down and take the children's new hats.

When the children later wake up, they notice that their hats are gone. They start looking around for them and soon spy them up in the tree on the heads of the monkeys.

The children try everything to get the monkeys to come down.

They wave their arms but the monkeys just wave their arms, too.

They shake their fists but the monkeys just shake their fists back.

They jump up and down but the monkeys just jump up and down, too.

They clap their hands but the monkeys just clap back.

Finally, they sit down on the ground and put their heads in their hands to think. The monkeys also sit down and put their heads in their hands.

The children finally realize that the monkeys repeat everything they do. Anna is tired and wants to go home. Peter suggests giving the monkeys some candies. Susan has no plan what to do. At last, Jack has an idea. He asks the other children to stand up and take their scarves and wrap them around their heads for hats. Then they all undo their scarves and throw them down to the ground.

The monkeys see what the children are doing and before long, they stand and throw their hats down, too.

The hats float down to the ground. The children quickly pick up their scarves and hats and continue their way home.

As they leave, they each raise an arm and wave to the monkeys. The monkeys wave back at them.

(Prijeto po: <http://www.preschoolexpress.com/story-station09/monkey-see-monkey-do-aug09.shtml>. Pridobljeno: 22. 5. 2012.)

Vpr.	Točke	Odgovor		Dodatna navodila
		PRAVILNO	NAPAČNO	
1	1	✓		
2	1		✓	
3	1		✓	
4	1		✓	
5	1		✓	
6	1		✓	
Skupaj	6			

2. naloga

BADGES, BADGES, BADGES

Nina is new to Goldfield Elementary School. This is her first scout meeting. Nina watches silently how Cheryl shows off the new badge on her Girl Scout uniform. Cheryl has the most badges by far.

"Why don't you have any badges?" Cheryl asks.

"I just moved here, and I'm new to the Girl Scouts," Nina answers.

Cheryl smiles. "Don't worry. I'll help you get tons of badges. All you have to do is show how good you are at something."

The first badge on Cheryl's list is Pet Care. The girls arrive at the local pet store, Perfect Pet. Nina feels nervous. She has never had a pet in her life. Her father is allergic to dogs, and her mother is allergic to cats.

"All we have to do is give the cats and dogs a bath today," Cheryl says. "Then the Pet Care Badge is yours. Can you wash the puppies?" Nina nods. She washes the puppies and enjoys herself until her nose starts to itch and her eyes begin to water. She starts sneezing and sneezing. Both girls realise that Nina is allergic to dogs. So Nina leaves the pet store without earning her Pet Care Badge.

The next day, Nina attempts the First Aid Badge. She and Cheryl come to Nurse Betsy's office at school. Nurse Betsy smiles: "Hello, girls! I'm happy to have your help today."

The first patient is Tommy from the third grade. Tommy cut himself while playing outside. Nurse Betsy washes the cut then asks Nina to put a dinosaur bandage over it. Nina takes one look at the cut, sees the blood and falls flat to the ground like a pancake. When Nina opens her eyes, she says, "I guess I won't get the First Aid Badge." Both Cheryl and Nurse Betsy nod in agreement.

Nina is almost ready to give up when she sees the Art Badge. Cheryl doesn't like arts so she doesn't go with her.

The following week Nina comes last to the meeting. When she enters, all the girls immediately see the big golden Art Badge on her uniform. Her badge is really impressive and the work of art is brilliant. Her ceramic blue flower pot looks like the clear blue sky. All the girls cheer, only Cheryl sits quietly. Nina smiles and says, "I know now that Girl Scouts isn't for me. I talked to Mrs. Potter, the art teacher and she will help me start an Art Club at Goldfield!" Cheryl says, "I'm not a good artist. Will you help me if I join the Art Club?" "Of course," Nina responds. "Our first meeting is tomorrow at 4 pm."

(Vir besedila: *Jack and Jill*, september/oktober 2011.)

Vpr.	Točke	Odgovor	Dodatna navodila
1	1	♦ A	
2	1	♦ C	
3	1	♦ B	
4	1	♦ A	
5	1	♦ C	
6	1	♦ A	
Skupaj	6		

B) BRALNO RAZUMEVANJE**1. naloga: NATHAN HALE HIGH SCHOOL**

Vpr.	Točke	Pravilen odgovor	Še sprejemljiv odgovor	Napačen odgovor
1	1	♦ flag	♦ American flag	
2	1	♦ jewellery		
3	1	♦ Stand		
4	1	♦ doctor	♦ doctor in private	
5	1	♦ general		♦ summer/speciality
6	1	♦ confident	♦ self-confident ♦ confidence	♦ friends
Skupaj	6			

Odgovor je pravilen, tudi če je zapisan s pravopisnimi napakami ali z velikimi črkami, npr. *jewllry*, *stand*, *Genral*.

2. naloga: THE SHAPE OF A STAR

Vpr.	Točke	Pravilen odgovor	Še sprejemljiv odgovor	Napačen odgovor
1	1	eden od: ♦ (Dad's/ For a phone) call. ♦ (Phone) Call from Dad. ♦ Dad on the phone. ♦ Dad to call.	♦ For the phone to ring. ♦ Phone ringing. ♦ For a ring.	♦ Dad/Daddy. ♦ Phone/Telephone. ♦ Phoning. ♦ (Christmas) Eve. ♦ Lunch. ♦ Sandwiches. ♦ They are waiting for their dad.
2	1	♦ Abby.	♦ Ellisa's sister. ♦ The writer/the narrator/the author of the text. ♦ The girl that is telling the story/ the girl that is talking to me.	♦ Abby and Ellisa. ♦ Abby and her mom. ♦ She. ♦ Mum. ♦ Ellisa. ♦ His child(ren). ♦ I. ♦ Mum's daughter.
3	1	eden od: ♦ (In the) living room. ♦ In the corner of the living room. ♦ In the living room corner. ♦ In the box in the corner of the living room.		♦ In the box. ♦ In the room. ♦ In the corner. ♦ In the kitchen. ♦ Up the tree. ♦ There isn't any Dad's present.
4	1	eden od: ♦ Put up the (pine) tree. ♦ Cheer the girls up/to be cheerful.	♦ Make/build/do/set/put up/put/decorate (a) Christmas) tree. ♦ 'Let's put up the tree!' ♦ Make her kids happy.	♦ She twists its tall tree into its stand. ♦ Christmas decorations. ♦ Pine tree. ♦ Christmas tree. ♦ Put up three. ♦ To decorate a Christmas Three.
5	1	eden od: ♦ Dances around singing. ♦ (He) dances and sings.	♦ He dances. ♦ He sings. ♦ Dances or sings.	♦ He puts them all over. ♦ Tests the lights.
6	1	eden od: ♦ (To) Everyone/all/everybody. ♦ The whole/His family. ♦ Mom, Elissa and Abby. ♦ His wife and children/daughters. ♦ Mom and his daughters/children.		♦ Ellisa and Abby. ♦ Mum. ♦ Merry Christmas everyone.
Skupaj	6			

Odgovor je pravilen, če je zapisan s pravopisnimi in slovničnimi napakami, ki ne vplivajo na razumevanje.

Pravilni so tudi odgovori, ki so DALJŠI od predvidenih v rešitvah, npr: 2. testna postavka: *Abby puts the plates on the table*, vendar ne vsebujejo informacij, po katerih ne sprašujemo.

Če je učenec poleg pravilne rešitve zapisal še dodatne informacije, po katerih ne sprašujemo, je odgovor NAPAČEN, npr. 1. testna postavka: *We run inside. It's time for dad to call.*

C) BESEDIŠČE

1. naloga: TINA'S ROOM

Odgovor ni pravilen, če je zapisan s pravopisnimi napakami.

Vpr.	Točke	Pravilen odgovor	Napačen odgovor
1	1	♦ floor	
2	1	♦ picture	♦ pencils ♦ posters
3	1	♦ glass	
4	1	♦ shelf	♦ stand
5	1	♦ plant	
6	1	♦ notebook	
Skupaj	6		

2. naloga: ROME – HOME LIFE

Vpr.	Točke	Odgovor	Dodatna navodila
1	1	♦ C	
2	1	♦ I	
3	1	♦ G	
4	1	♦ L	
5	1	♦ F	
6	1	♦ J	
7	1	♦ B	
8	1	♦ D	
Skupaj	8		

Če je učenec vnašal črke v besedilo namesto v tabelo, se odgovori vseeno ovrednotijo.

D) PISNO SPOROČANJE**Merila za vrednotenje naloge pisnega sporočanja****VSEBINA**

Točke	Merila
4	Vsebina je bogata. Besedilo popolnoma ustreza zahtevam naloge. Učenec je upošteval vse iztočnice in jih odlično razvil. Besedilo je zapisano v povedih.
3	Vsebina je primerna. Besedilo ustreza zahtevam naloge. Učenec je upošteval navodila in ustrezno razvil vse iztočnice. Besedilo je zapisano v povedih.
2	Vsebina je primerna, vendar skromna. Besedilo ne ustreza zahtevam naloge v celoti. Učenec je izpustil eno od iztočnic ali samo omenil vse, ni pa vseh razvil. Besedilo je zapisano v povedih.
1	Vsebina je pomanjkljiva. Besedilo le še delno ustreza zahtevam naloge. Učenec je razvil le eno iztočnico ali samo omenil dve iztočnici. Besedilo je zapisano v povedih.
0	Besedilo ne ustreza zahtevam naloge, besedila za vrednotenje ni ali pa je nerazumljivo. Učenec je omenil le eno iztočnico.
Opombe	<p>Če učenec v besedilu skoraj izključno samo našteva besede, ovrednotimo samo besedišče z največ 1 točko. Za vsebino in slovnico prejme 0 točk.</p> <p>Če je besedilo vsebinsko neustrezno, se besedilo v celoti ovrednoti z 0 točkami. Označimo z znakom X in dodamo komentar.</p> <p>Če učenec za vsebino dobi 1 točko, se besedišče in slovnica ovrednotita z največ 1 točko.</p> <p>Če je besedilo pravopisno zapisano tako, da večino besedila ugibamo ali je celo neberljivo, oziroma če učenec piše o drugih temah, mu dodelimo 0 točk v celoti.</p> <p>Če besedila ni, se sestavek vrednoti z "Ni odgovora".</p>

BESEDIŠČE IN PRAVOPIS

Točke	Merila
3	Besedišče je pestro glede na vse iztočnice, pravopisne napake se pojavljajo le izjemoma.
2	Besedišče je ustrezno glede na vse iztočnice in pravilno rabljeno. Besedilo lahko vsebuje manjše število pravopisnih napak.
1	Besedišče je skromno/ponavljajoče in/ali občasno nepravilno rabljeno, vendar ustrezno. Besedilo lahko vsebuje večje število pravopisnih napak.
0	Besedišče je neustrezno ali preskromno za vrednotenje. Besedilo vsebuje veliko pravopisnih napak, ki ovirajo razumevanje.
Opombe	Ponavljajočo napako upoštevamo samo enkrat.

SLOVNICA

Točke	Merila
3	Besedilo vsebuje različne jezikovne strukture. Strukture so pravilno in ustrezno rabljene.
2	Besedilo vsebuje različne jezikovne strukture, ki pa so občasno nepravilne in/ali neustrezno rabljene.
1	Besedilo vsebuje malo jezikovnih struktur ali pa vsebuje različne jezikovne strukture, ki pa so pogosto nepravilne in/ali neustrezno rabljene.
0	Jezikovne strukture so samo izjemoma pravilne in ustrezno rabljene ali pa je premalo besedila za vrednotenje.
Opombe	<p>Jezikovne strukture: pravilna raba osebnih in svojilnih zaimkov, <i>can</i>, <i>must</i>, glagola <i>be</i> in <i>have</i>, Present Simple, osnovni predlogi za čas in kraj, vezniki (npr. <i>and</i>, <i>or</i>), pravilni besedni red (npr. pridevnik pred samostalnikom, začetek povedi z osebnim zaimkom), <i>there is/are</i>, ednina/množina, nedoločni člen.</p> <p>Ponavljajoče se slovnične napake se pri vrednotenju upoštevajo samo 1-krat.</p>

Skupno število točk: 48

PRIMERI VREDNOTENJA PISNEGA SESTAVKA

PRIMER 1

Vsebina: 2 točki

Omenjene vse tri iztočnice, vendar ne razvite.

Besedišče: 1 točka

Besedišče je skromno in veliko pravopisnih napak.

Slovnica: 0 točk

Jezikovne strukture so samo izjemoma pravilne.

Im my town there is a lilbrary, shop, center, cafe, churc and a school. I can shoping, swimming and goes to school.

Tel ne something aboute your town.

What can you do.

Is there a castle.

PRIMER 2

Vsebina: 3 točke

Primerna vsebina. Učenec je razvil vse tri iztočnice.

Besedišče: 2 točki

Besedišče je ustrezno.

Slovnica: 2 točki

Različne jezikovne strukture; občasna nepravilna raba.

I'm living in town. In summer I can go the swimming pool, I can play on the playground. In winter, I can do snow man, I can ski and I can snow boarding. My town is not so big. We have school, post office a lot of shops, bus stops, rawally station, but we haven't got the hospital.

What is your town?

Do your town has a lot of shops?

What do you do in summer and winter?

PRIMER 3

Vsebina: 2 točki

Ena iztočnica je izpuščena.

Besedišče: 0 točk

Besedilo vsebuje veliko pravopisnih napak, ki ovirajo razumevanje.

Slovnica: 1 točka

Pravopisne napake ovirajo prepoznavanje slovničnih struktur.

It's Ana. I vanty to telju about my city. I live in xxxxxx. It's very nice. I vrili like going to the pork. In xxxxxx ther is alat of schoping centers and thers a chren station. Thers a school in xxxxxx and klinik. I my city it's vrili nice and I love it ther. Tel my about your city? Is it nice? Is ther a park?

PRIMER 4**Vsebina: 1 točka**

Dve iztočnici omenjeni.

Besedišče: 0 točk

Besedišče je zelo skromno, vsebuje veliko pravopisnih napak, ki ovirajo razumevanje.

Slovnica: 0 točk

Jezikovne strukture so samo izjemoma pravilne.

I live in Slovenia in xxxxxxxx Im xxxxxxxx i can jump on paumpe, play bootbale, basketball ...

Do ju cam play dhis sports? can you jump an bike?

Can you fišing?