




Državni izpitni center



N 1 5 1 2 4 1 2 2

6.
razred



Ponedeljek, 11. maj 2015

NAVODILA ZA VREDNOTENJE

NACIONALNO PREVERJANJE ZNANJA

v 6. razredu

POPRAVLJENA MODERIRANA RAZLIČICA

UVODNA NAVODILA ZA VREDNOTENJE







Upoštevamo samo odgovore v angleškem jeziku.

Če je učenec pravi odgovor označil drugače kot predvideno, a jasno (npr. križec namesto kljukice), ga upoštevamo.

Če je učenec v prostoru za odgovor napisal ali označil več odgovorov (npr. več črk ali več kljukic v polja razpredelnice), odgovora ne upoštevamo.

Popravni znaki


Odgovore učencev ovrednotimo s pomočjo popravnih znakov, ki nosijo točno določeno točkovno vrednost. Ob dodelitvi popravnega znaka program za elektronsko vrednotenje samodejno zabeleži ustrezno število točk.

Popravni znak	Pomen	Vrednost	Opozorilo
	pravilno	1 točka	
	pravilno	2 točki	Samo pri pisnem sporočanju
	pravilno	3 točke	Samo pri pisnem sporočanju
	pravilno	4 točke	Samo pri pisnem sporočanju
	napačno (tudi neustrezno, navedenih/označenih več odgovorov)	0 točk	
	nejasno, nečitljivo	0 točk	

✓ pravi odgovor z ustreznim številom točk

Vsakemu pravilnemu odgovoru dodelimo eno kljukico z ustreznim številom točk.

0	1	2	3	4	5	6
C	G	F	A	I	B	J



Primer kaže uporabo kljukice, ki je vredna 1 točko.

CJ	RADA	1/12
-	C.1	-/6
-	C.2	1/6
-	C.2.1	1/1
-	C.2.2	-/1
-	C.2.3	-/1
-	C.2.4	-/1
-	C.2.5	-/1
-	C.2.6	-/1

Ob dodelitvi kljukice program pri izbrani postavki samodejno zabeleži 1 točko.

Pozor: pri nalogah, kjer je vidnih več postavk hkrati, dodelimo popravni znak pri vsaki postavki posebej. Po postavkah se premikamo na desni strani zaslona, kjer je okno za prikaz točk (glej sliko zgoraj).

X nepravilen odgovor

Vsakemu nepravilnemu odgovoru dodelimo znak X. Ta znak se uporablja tudi za 0 točk pri pisnem sporočanju.

B) BRALNO	0/13
B.1.1	0/1
B.1.2	-/1
B.1.3	-/1
B.1.4	-/1
B.1.5	-/1
B.1.6	-/1
B.1.7	-/1

Primer kaže uporabo križca, ki je vreden 0 točk.

Ob dodelitvi križca program pri izbrani postavki samodejno zabeleži 0 točk.

? neberljiv/nerazločen/nejasen zapis odgovora

Vsakemu neberljivemu odgovoru dodelimo znak ?.

Ni odgovora

Če odgovora ni, kliknemo gumb "Ni odgovora" v oknu za prikaz točk. Popravna znaka v tem primeru ne dodelimo.

Naloga	Točke
A) SLUSNO	7/7
B) BRALNO	-/13
C) RABA	0/12
C.1	0/6
C.1.1	0/1
C.1.2	0/1
C.1.3	0/1
C.1.4	N/1
C.1.5	-/1
C.1.6	-/1
C.2	-/6
D) PISNO	-/13
C.1 (C.1.4)	N / 1

Primer uporabe gumba "Ni odgovora".

Ob kliku na gumb "Ni odgovora" program pri izbrani postavki samodejno zabeleži "N".

Vrednotenje pisnega sporočanja

Pri pisnem sporočanju ob razpredelnico pod pisnim sestavkom dodelimo ustrezno popravno znamenje za vsak kriterij. Če učenec pri posameznem kriteriju ni dosegel vseh možnih točk, je potrebno dodati komentar s kratko utemeljitvijo. Pripomoček za dodajanje komentarjev najdemo v orodni vrstici.

= znak za komentar

Kriterij	Točke	Opomba
Vsebina:	4 točke	✓4
Besedišče:	4 točke	✓3 Opomba: a ni bogato, nekaj pomeni vsebuje napake v zapisu besed.
Slovnica:	3 točke	✓2 Opomba: ni nekaj samostojnih stavkov, ki so večkrat pravilno razloženi.
Zgradba besedila:	2 točki	✓2

Primer dodajanja komentarjev.

Ob izbiri kriterija najprej dodelimo popravni znak z ustreznim številom točk.

Če učenec pri izbranem kriteriju ni dosegel vseh možnih točk, dodamo še komentar.

Pri vrednotenju je lahko v pomoč tudi pripomoček za barvno označevanje. Učenec pri vpogledu vidi vse popravne znake, komentarje in druge oznake.

= pripomoček za barvno označevanje

A) SLUŠNO RAZUMEVANJE

1. naloga

TABLE TENNIS

Example 0

People started playing table tennis in the 19th century in England. It rained a lot in England so people had to find a way to spend their time indoors. They set up a small tennis court on a table. They used objects they could find in the house: books for a net and a ball of string for a ball. They used a lid of a box as a paddle.

1

Table tennis players must move very quickly. They keep their eyes on the ball at all times. You never know where the player will hit the ball. Players wait for the ball and only then they decide how to hit it. If you play it for fun with your friends and family, you can also play it outside.

2

When there are table tennis matches players always play table tennis indoors. The matches are exciting and the young and the old enjoy watching them. They watch carefully the game and the players; they "ooh" and "aah" and clap their hands every time the player hits the ball very well.

3

Table tennis became an Olympic sport in 1988. Around 40 million sportsmen and women play it competitively all over the world, and the players have to practise it for many hours a day to be very good at it.

4

In three months you can learn enough table tennis to play a match. You can start playing table tennis as soon as your eyes can see over the table. Small, clever players can trick the older players. Isn't it fun to play with your grandpa and win?

5

The children can take table tennis as an after school activity. Those who are very good can go to sport schools, where the training is very hard. You need a lot of energy for playing it, so children are often very tired after the training.

6

Table tennis players have two ways of holding the paddle. Asian players hold the paddle with what is called a Japanese penhold grip. It gives the player more power. The other way is a classic grip. European and American players often use it. The player can use both sides of the paddle, but the shots are not so strong.

Vpr.	Točke	Odgovor	Dodatna navodila
A	1	♦ 6	
B	1	♦ 2	
C			
D	1	♦ 3	
E	1	♦ 5	
F			
G		♦ 0	
H	1	♦ 4	
I	1	♦ 1	
Skupaj	6		

2. naloga

JENNY AND THE SNOWMAN

Jenny stares out of the window. The sky is a flat expanse of grey. Completely grey. With... what are those white specks? Jenny turns around and yells, "It's snowing!". Jed, Ned, and Ted, her three older brothers, run out of the kitchen. In four minutes they are all outside.

"Let's build a snowman!" shouts Ned.

"Yeah!" the others yell. They begin with the work immediately.

Just as their mother calls, "Lunchtime!" Jenny puts a carrot nose on the snowman.

"Finished!" she says proudly. Jed, Ned, and Ted run inside, but Jenny stays outside for a minute to admire the snowman. She stares at his black button eyes. She thinks she sees him blink!

Then the snowman says, "Hello! You may have anything you wish for!" Jenny is so surprised that she stumbles and falls over backwards.

"What?" she says blankly, staring up at him.

"I said, you may have anything you wish for," he replies. Slowly Jenny stands up.

"Anything?"

"Anything," the snowman answers.

Jenny thinks about all the fun toys she put on her Christmas list. Just as she opens her mouth to say, "I wish for a book on fairy tales," she thinks about all the people in the world who don't even have food or water. Jenny feels sorry for them. Then she gets an idea. She says to the snowman, "I wish that everyone would be happy."

"I can't make other people happy!" he exclaims.

"You can't?" Jenny says, disappointed.

"No, I cannot," he answers, leaning closer, "but you can!"

"I can?" she says uncertainly.

"Of course you can! If you're in a good mood, you'll put other people in a good mood, and then they'll put other people in a good mood, and soon everyone is in a good mood!" the snowman exclaims, waving his stick arms about.

"I can? Cool!" Jenny shouts and she runs inside. "I think I can start with a chain of happiness right now!"

Vpr.	Točke	Odgovor	Dodatna navodila
1	1	♦ B	
2	1	♦ A	
3	1	♦ C	
4	1	♦ C	
5	1	♦ B	
6	1	♦ C	
Skupaj	6		

B) BRALNO RAZUMEVANJE**1. naloga: SANDY CAMPING**

Vpr.	Točke	Pravilen odgovor	Še sprejemljiv odgovor	Napačen odgovor	Dodatna navodila
1	1	<ul style="list-style-type: none"> ♦ (About) three hours (drive). ♦ It takes three hours. 	<ul style="list-style-type: none"> ♦ Three(-)hour. ♦ Three hours from the city. 	<ul style="list-style-type: none"> ♦ Couple of miles. ♦ Tree hour. ♦ She has three hour. ♦ 3/three. ♦ 3/three ours. 	
2	1	<ul style="list-style-type: none"> ♦ (In) coolers. ♦ They keep it in coolers. 	<ul style="list-style-type: none"> ♦ They bring everything with them in coolers. 	<ul style="list-style-type: none"> ♦ Keep food in houses. ♦ In the camp. ♦ In the desert. ♦ In the city. ♦ In their bag. 	
3	1	<ul style="list-style-type: none"> ♦ Coal and sticks. 	<ul style="list-style-type: none"> ♦ (With a) combination of coal and sticks. ♦ (Fire) pit constructed of combination of coal and sticks. 	<ul style="list-style-type: none"> ♦ Fire pit. ♦ They make coal and sticks. 	Odgovor mora vsebovati obe besedi (coal and sticks).
4	1	<ul style="list-style-type: none"> ♦ (With) chicken and/or lamb (meat). ♦ Chicken, lamb (meat). 	<ul style="list-style-type: none"> ♦ Chicken (meat). ♦ Lamb (meat). 	<ul style="list-style-type: none"> ♦ Chicken, lamb, vegetables, rice. ♦ Meat. 	
5	1	<ul style="list-style-type: none"> ♦ (Around/at) campfire(s). ♦ Around fire. 	<ul style="list-style-type: none"> ♦ Sit around campfires. ♦ In the campfires. ♦ Camp fires. 	<ul style="list-style-type: none"> ♦ In the desert. ♦ In the story. ♦ Campfires singing songs. ♦ Friends sit around. 	
6	1	<ul style="list-style-type: none"> ♦ (About) their childhood. ♦ About (their) life in the past. ♦ (The time) when they were children/kids. ♦ (Interesting stories) of the times they were children. 	<ul style="list-style-type: none"> ♦ When they child/little. ♦ About/of the time they were young/children. ♦ At/about live when they were children. ♦ About their youth. 	<ul style="list-style-type: none"> ♦ About Saudi Arabia ♦ Of the time they by children. ♦ About the days before TV and the Internet. ♦ Children. ♦ They were children. ♦ About old times. ♦ There childhood. ♦ They are about his as a child. 	
Skupaj	6				

Odgovor je pravilen, če je zapisan s pravopisnimi in slovničnimi napakami, ki ne vplivajo na razumevanje, npr. vprašanje 2: coler/coolers/coolers.

Pravilni so tudi odgovori, ki so DALJŠI od predvidenih v rešitvah. Če je učenec poleg pravilne rešitve zapisal še dodatne informacije, po katerih ne sprašujemo, je odgovor NAPAČEN, npr. 4. vprašanje: *Chicken, vegetables, rice* ali 5. vprašanje: *Campfires and singing*.

2. naloga: MINI BEASTS

Vpr.	Točke	Odgovor	Dodatna navodila																												
		<table border="1"> <thead> <tr> <th>Coachroach</th> <th>House spider</th> <th>Silverfish</th> <th>Daddy longlegs</th> </tr> </thead> <tbody> <tr> <td></td> <td>✓</td> <td></td> <td></td> </tr> <tr> <td></td> <td>✓</td> <td></td> <td></td> </tr> <tr> <td>✓</td> <td></td> <td></td> <td></td> </tr> <tr> <td></td> <td></td> <td></td> <td>✓</td> </tr> <tr> <td>✓</td> <td>✓</td> <td>✓</td> <td>✓</td> </tr> <tr> <td></td> <td>✓</td> <td></td> <td>✓</td> </tr> </tbody> </table>	Coachroach	House spider	Silverfish	Daddy longlegs		✓				✓			✓							✓	✓	✓	✓	✓		✓		✓	<p>Pri postavki 5 in 6 trditev velja za več kot eno žival, zato morajo biti odključane vse zahtevane živali, da učenec dobi točko.</p> <p>Kot pravilne štejemo tudi odgovore, označene s križci ipd.</p>
Coachroach	House spider	Silverfish	Daddy longlegs																												
	✓																														
	✓																														
✓																															
			✓																												
✓	✓	✓	✓																												
	✓		✓																												
1	1																														
2	1																														
3	1																														
4	1																														
5	1																														
6	1																														
Skupaj	6																														

C) BESEDIŠČE

Če je učenec vnašal črke v besedilo namesto v tabelo, se odgovori vseeno ovrednotijo.

1. naloga: GIRAFFE VILLAGE

Vpr.	Točke	Odgovor	Dodatna navodila
1	1	♦ G	
2	1	♦ D	
3	1	♦ C	
4	1	♦ K	
5	1	♦ E	
6	1	♦ A	
7	1	♦ J	
8	1	♦ L	
Skupaj	8		

2. naloga: DUTCH WAY OF LIFE

Odgovor NI PRAVILEN, če je zapisan s pravopisnimi napakami.

Vpr.	Točke	Odgovor	Napačen odgovor
1	1	♦ clouds	
2	1	♦ stairs	
3	1	♦ flowers	
4	1	♦ wear	♦ want
5	1	♦ ride ♦ rent	
6	1	♦ cheese	
Skupaj	6		

D) PISNO SPOROČANJE

Merila za vrednotenje naloge pisnega sporočanja

Če učenec pri posameznem kriteriju ni dosegel vseh možnih točk, je potrebno dodati komentar s kratko utemeljitvijo.

VSEBINA

Točke	Merila
4	Vsebina je bogata. Besedilo popolnoma ustreza zahtevam naloge. Učenec je upošteval vse iztočnice in jih odlično razvil. Besedilo je zapisano v povedih.
3	Vsebina je primerna. Besedilo ustreza zahtevam naloge. Učenec je upošteval navodila in ustrezno razvil vse iztočnice. Besedilo je zapisano v povedih.
2	Vsebina je primerna, vendar skromna. Besedilo ne ustreza zahtevam naloge v celoti. Učenec je izpustil eno od iztočnic ali samo omenil vse, ni pa vseh razvil. Besedilo je zapisano v povedih.
1	Vsebina je pomanjkljiva. Besedilo le še delno ustreza zahtevam naloge. Učenec je razvil le eno iztočnico ali samo omenil dve iztočnici. Besedilo je zapisano v povedih.
0	Besedilo ne ustreza zahtevam naloge, besedila za vrednotenje ni ali pa je nerazumljivo. Učenec je omenil le eno iztočnico.
Opombe	<p>Če učenec v besedilu skoraj izključno samo našteva besede, ovrednotimo samo besedišče z največ 1 točko. Za vsebino in slovnico prejme 0 točk.</p> <p>Če je besedilo vsebinsko neustrezno, se besedilo v celoti ovrednoti z 0 točkami. Označimo z znakom X in dodamo komentar.</p> <p>Če učenec za vsebino dobi 1 točko, se besedišče in slovnica ovrednotita z največ 1 točko.</p> <p>Če je besedilo pravopisno zapisano tako, da večino besedila ugibamo ali je celo neberljivo, oziroma če učenec piše o drugih temah, mu dodelimo 0 točk v celoti.</p> <p>Če besedila ni, se sestavek vrednoti z "Ni odgovora".</p>

Primer odlično razvite 1. iztočnice:

This is my geography classroom. There are a lot of desks in my classroom. There are also two chairs for each desk. Me and my classmates sit on these chairs. There is a bigger table in front of our smaller desks. It is a teacher's desk. There are some books and a computer on it. In the left corner you can see our cupboard full of books. Books help our teacher to teach us. In the middle of the wall there is a big blackboard. Our teacher writes notes on it. On the left side of this classroom is a big window, so you can see outside. There are some beautiful flowers and a globe on the shelf. You can see a big map of Slovenia.

Primer odlično razvite 2. iztočnice:

We start school at eight o'clock. First we have Sports and music which are very fun subjects. After this we learn about Slovenian history. Then we visit a school library and listen to beautiful stories. We have a break after this and eat lunch. After break we write stories in Slovene. I usually finish lessons at one o'clock and go home.

Primer odlično razvite 3. iztočnice:

My favourite school subject is P.E. because I love sports and the teachers are very nice to me. I train badminton and hip-hop every day so I like running and do activities that teachers tell us what to do. But a lot of my classmates don't like sports at all.

BESEDIŠČE IN PRAVOPIS

Točke	Merila
3	Besedišče je pestro glede na vse iztočnice, pravopisne napake se pojavljajo le izjemoma.
2	Besedišče je ustrezno glede na vse iztočnice in pravilno rabljeno. Besedilo lahko vsebuje manjše število pravopisnih napak.
1	Besedišče je skromno/ponavljajoče in/ali občasno nepravilno rabljeno, vendar ustrezno. Besedilo lahko vsebuje večje število pravopisnih napak.
0	Besedišče je neustrezno ali preskromno za vrednotenje. Besedilo vsebuje veliko pravopisnih napak, ki ovirajo razumevanje.
Opombe	Ponavljajočo napako upoštevamo samo enkrat.

Pričakovano besedišče:

1. iztočnica: classroom, desks, chairs, cupboard, green/blackboard, bin, teacher's table, map, globe, plants, lights, pupils, computer
2. iztočnica: start/finish school, school subjects, timetable, lessons, breaks
3. iztočnica: favourite school subjects, because, interesting, fun, good at

SLOVNICA

Točke	Merila
3	Besedilo vsebuje različne jezikovne strukture. Strukture so pravilno in ustrezno rabljene.
2	Besedilo vsebuje različne jezikovne strukture, ki pa so občasno nepravilne in/ali neustrezno rabljene.
1	Besedilo vsebuje malo jezikovnih struktur ali pa vsebuje različne jezikovne strukture, ki pa so pogosto nepravilne in/ali neustrezno rabljene.
0	Jezikovne strukture so samo izjemoma pravilne in ustrezno rabljene ali pa je premalo besedila za vrednotenje.
Opombe	Jezikovne strukture: pravilna raba osebnih in svojilnih zaimkov, <i>can</i> , <i>must</i> , glagola <i>be</i> in <i>have</i> , Present Simple, osnovni predlogi za čas in kraj, vezniki (npr. <i>and</i> , <i>or</i>), pravilni besedni red (npr. pridevnik pred samostalnikom, začetek povedi z osebnim zaimkom), <i>there is/are</i> , ednina/množina, nedoločni člen. Ponavljajoče se slovnične napake se pri vrednotenju upoštevajo samo 1-krat.

Pričakovane slovnične strukture:

There is/are, be, Present Simple, ednina, množina, zaimki, like+ing, predlogi

Skupno število točk: 48